

I.T.S Dental College, Hospital and Research Centre

47, Knowledge Park-III, Greater Noida

OVERALL INSTITUTIONAL PERFORMANCE

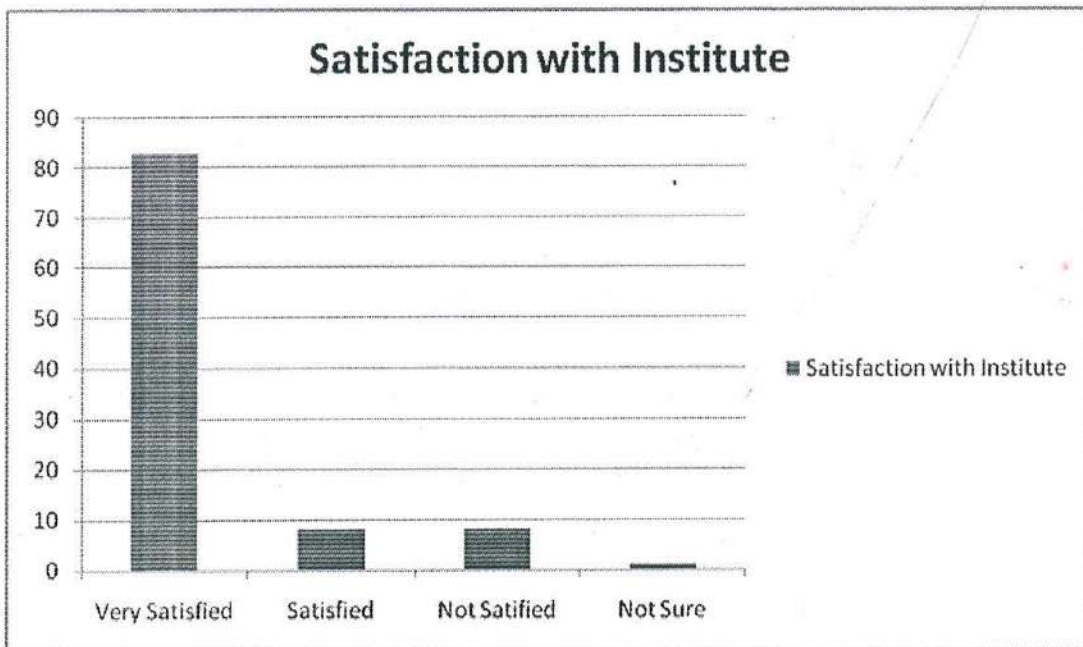
Report on Feedback Received from Students

A questionnaire was prepared to make a survey on various parameters of the institute by the Principal and the same was filled by the students of the college in the year 2016-2017.

The questionnaire consisted of 11 questions which were based primarily on Teaching Learning Process, behaviour/conduct, Hostel/Mess/library/Infra-structure, initiatives/grievances etc. The qualities for the year were analyzed in order to take corrective actions in relation to institutional vision and goals. The Student Feedback Approach is basically about institutional practices, processes and frameworks that take into account students concerns of the quality of the education they receive.

The response of this feedback-form consisted of four options and the students were asked to select any one option from this four. In the given survey held in 2016-17, the college collected the feedback from around 510 Under-Graduate and Post-Graduate Students . The elaborative questionnaire along with its evaluation is given below:

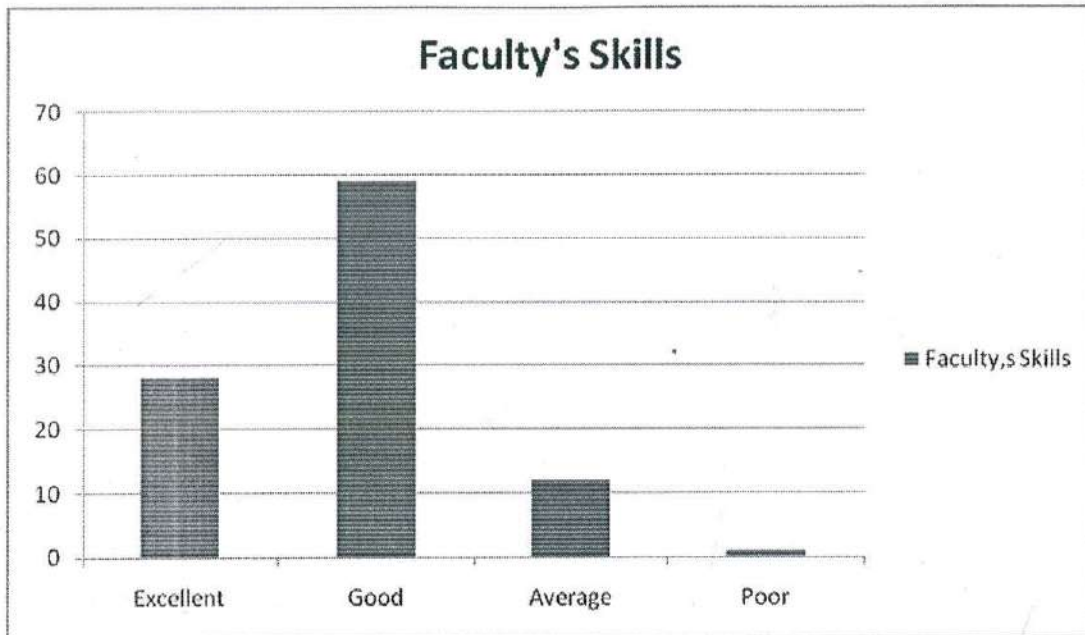
1. How satisfied are you with your institute?



The given chart shows the percentage of respondents. 82% of students rate that they are very satisfied with their institute, approx 8% of them were only Satisfied. Remaining 8% students were unsatisfied and 2 % were not sure the level of satisfaction they have for their institute.

Dr. Sachit Anand Arora
Principal
I.T.S. Dental College,
Hospital & Research Centre
47, Knowledge Park-III, Gr. Noida

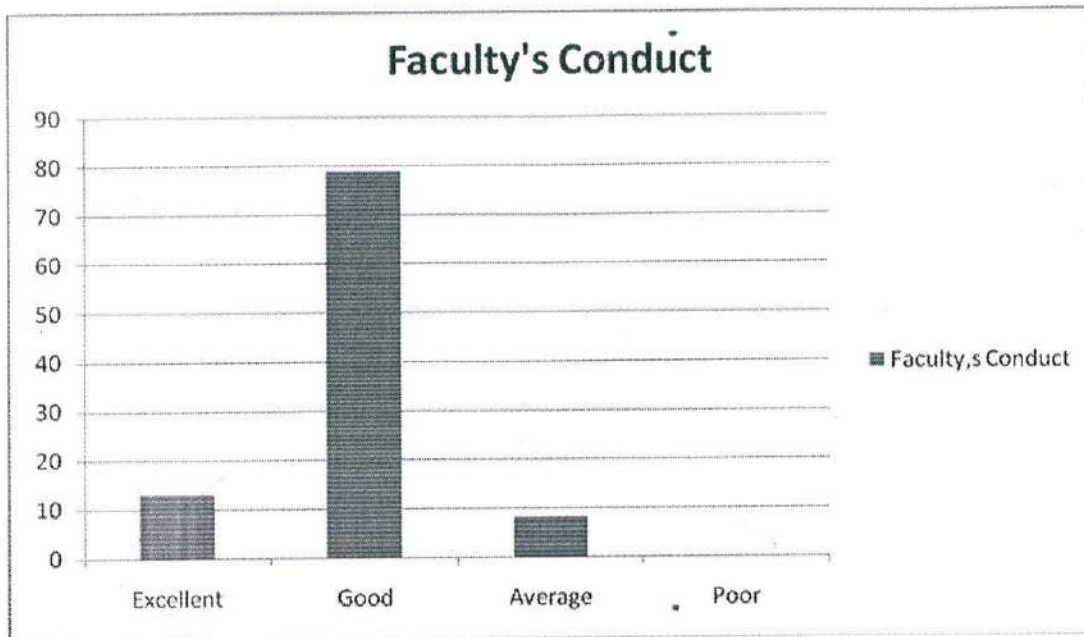
2. How do you grade your institute's faculty members on their academic skills and ability to impart the cognitive and clinical knowledge:



The charts shows that the percentage of respondents. 59% of students rated the institute's faculty members as good on the their academic skills and ability to impart the cognitive and clinical knowledge, whereas 28% rated them as excellent. For about 12% students, the rating was average and for 1% students, it was poor.

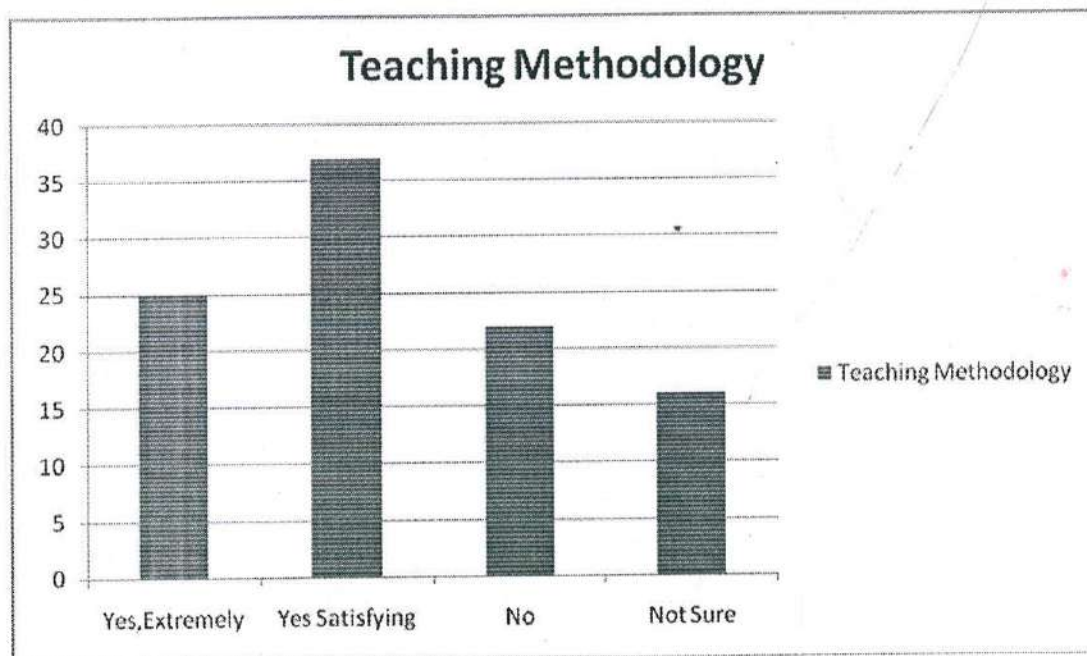
3. How do you grade your institute's faculty members on their general behaviour, conduct, ethics and professionalism:


Dr. Sachit Anand
Principal
I.T.S. Dental College,
Hospital & Research Centre
47, Knowledge Park-III, Gr. Noida



The bar diagram shows that the percentage of students with their response on the rating of their institute's faculty members on their general behaviour, conduct, ethics and professionalism. 79% of students rated the institute's faculty members as good, whereas only 13% rated them as excellent. For about 8% students, the rating was average but none rated them as poor.

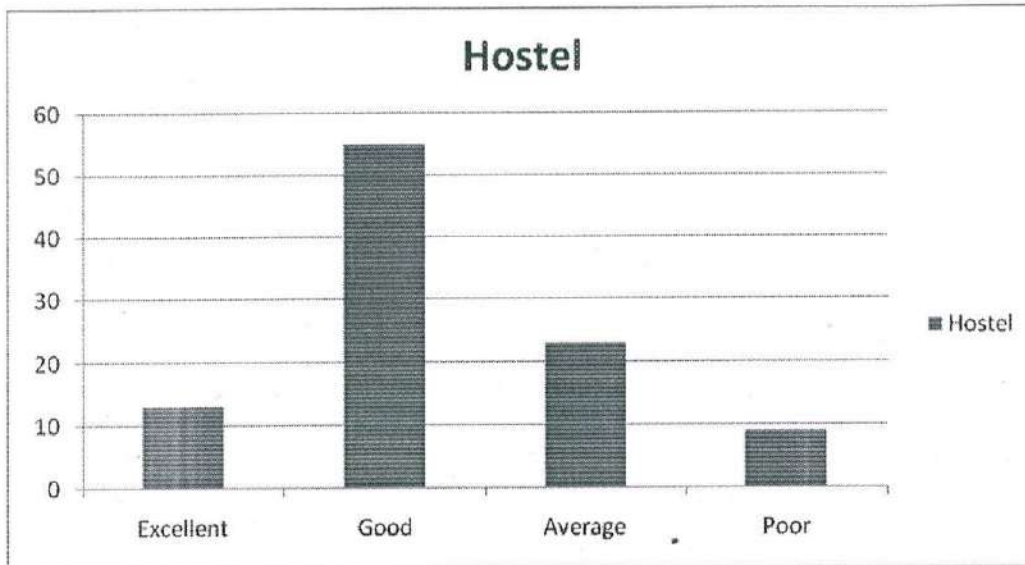
4. Do you think that the use of PPTs over black and board is more advantageous?



The chart shows that approx. 37% of students rate the uses of PPTs which is a form of modern teaching aid as satisfying, although only for 25% of the students it is extremely satisfying. Approx 22% and 16% students were not satisfied with it or were not sure about it respectively.

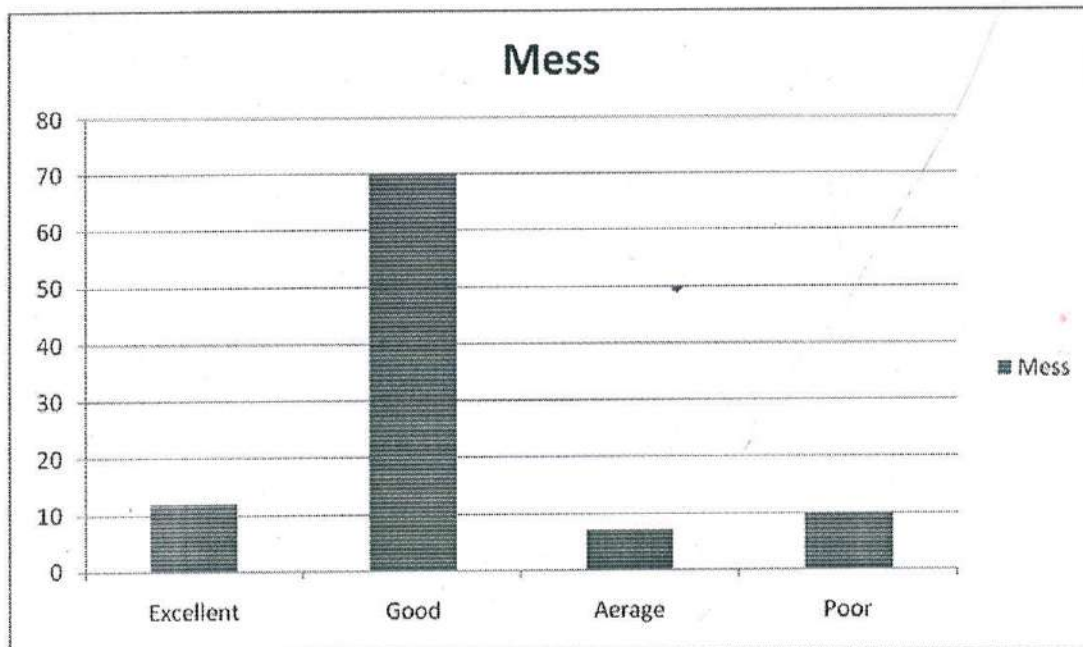
Dr. Sachit Anand Arora
Principal
I.T.S. Dental College,
Hospital & Research Centre
47, Knowledge Park-III, Gr. Noida

5. How do you grade our hostel's infrastructure, facilities and house-keeping?



The bar diagram shows that the percentage of students with their response on the rating of their hostel's infrastructure, facilities and house-keeping. As per 55% of students the rating was good, whereas only 13% rated them as excellent. For about 23% students, the rating was average and poor for around 9% of students.

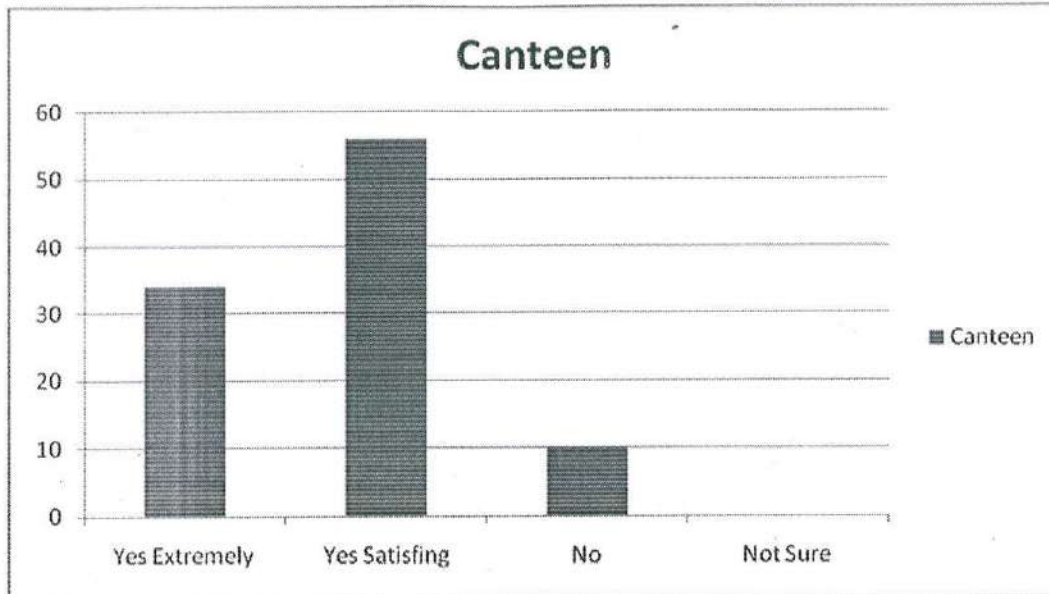
6. How do you grade our hostel's mess, hygiene and mess worker's behaviour?



The bar diagram shows that the percentage of students with their response on the rating of hostel mess, its hygiene and the behaviour of the mess workers. As per 70% of students the rating was good, whereas only 12% rated them as excellent. For about 7% students, the rating was average and poor for around 10% of students.

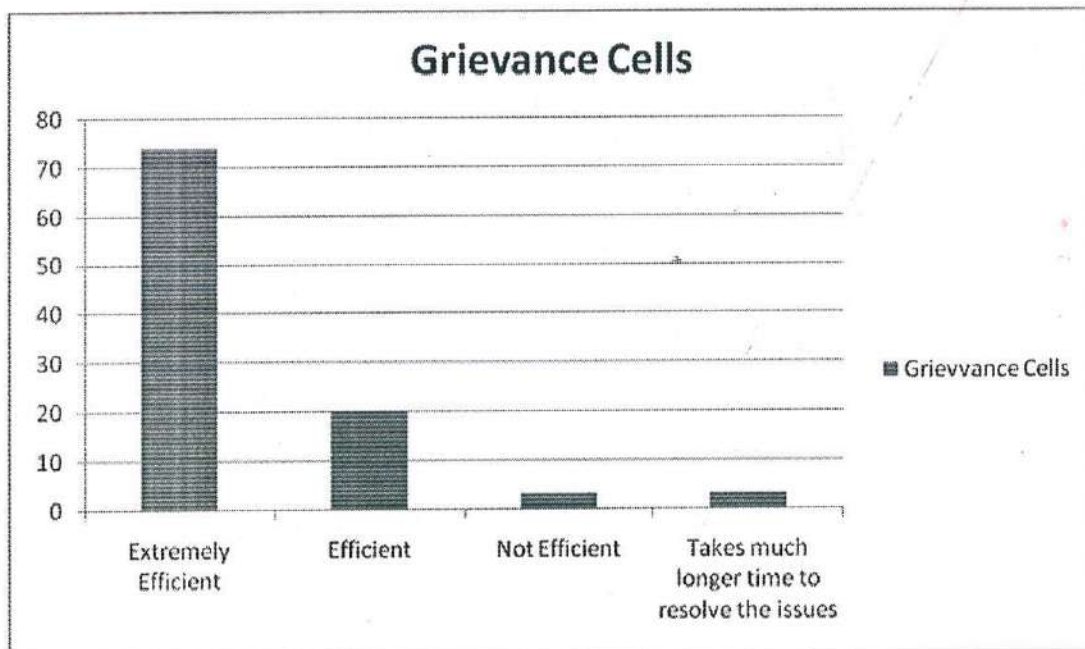
Dr. Sachit Anand Arora
Principal
I.T.S. Dental College,
Hospital & Research Centre
47, Knowledge Park-III, Gr. Noida

7. Do you think that the college canteen's ambience and its quality of food are satisfying?



The bar diagram shows that the percentage of students with their response on the rating of college's canteen's ambience and its quality of food are satisfying. As per 56% of students the rating was Satisfing, whereas 34% rated it as extremely satisfying. 10% students were not satisfied.

8. How efficient and effective are the grievance cells of your institute (e.g., woman grievance, student grievance, anti-ragging cell)?

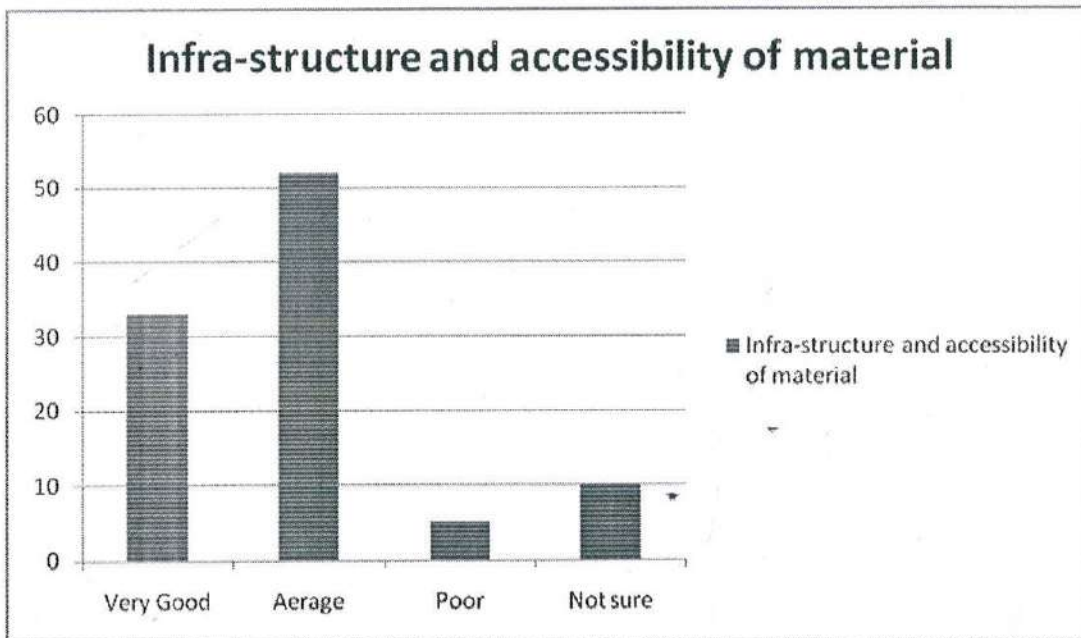


The bar diagram shows that the percentage of students with their response on the rating of efficiency and effectiveness of the grievance cells of our institute (e.g., woman grievance, student

Dr. Sachit Anand Anra
Principal
I.T.S. Dental College,
Hospital & Research Centre
47, Knowledge Park-III, Gr. Noida

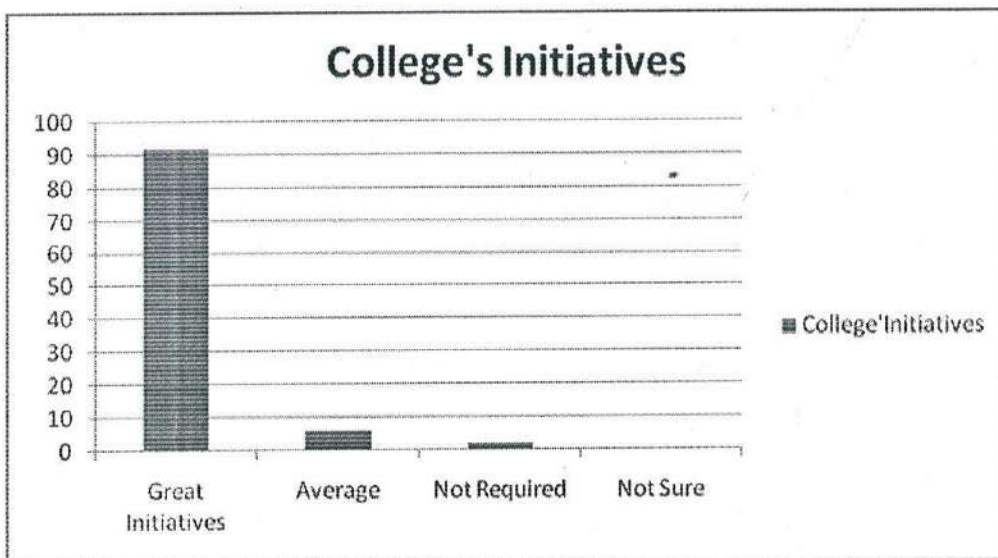
grievance, anti-ragging cell). As per 74% of students the rating was extremely efficient, 20% of them rated it as efficient, whereas 3% rated these cells as Not efficient. For about 3% students, these cells are taking much longer time to resolve issues.


9. How do you grade your institute's infra-structure, departments, availability and accessibility of material, common-rooms, library etc?



The bar diagram shows that the percentage of students with their response on the rating of institute's infra-structure, departments, availability and accessibility of material, common-rooms, library etc. As per 52% of students the rating was average, whereas only 13% rated them as very good. For about 5% students, the rating was poor and around 10% of students were not sure.

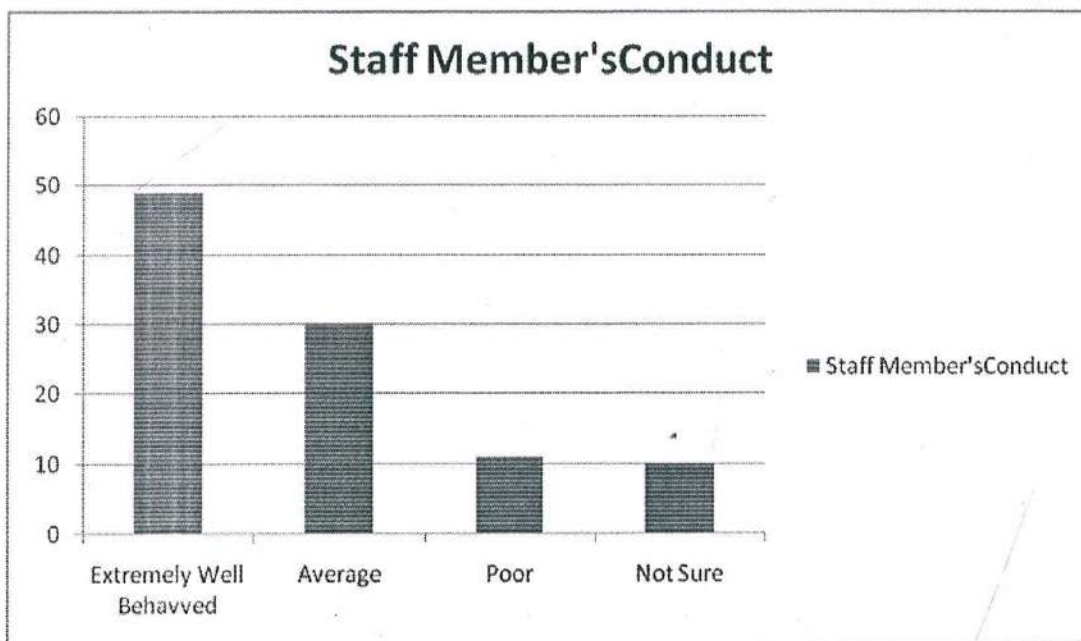
10. How do you grade your institute's paperless(green) initiatives (e.g., I-cloud, orion software etc.)




Dr. Sachit Anand 
 Principal
 I.T.S. Dental College,
 Hospital & Research Centre
 47, Knowledge Park-III, Gr. Noida

The bar diagram shows that the percentage of students with their response on the rating of institute's paperless(green) initiatives (e.g., I-cloud, orion software etc.) . As per 92% of students they said it is a Great Initiative, whereas only 6% rated it as average and for 2% students said it is not needed.

11. How do grade the conduct of the non-teaching staff members of the institute(e.g., APO, Library etc.)?



The bar diagram shows that the percentage of students with their response on the rating of conduct of the non-teaching staff members of the institute(e.g., APO, Library etc.). As per 49% of students the rating was "Extremely well behaved", whereas for 30% of them, it was average. For about 11% students, the rating was poor and for around 10% of students were not sure.


Dr. Sachit Anand Arora
Principal
I.T.S. Dental College,
Hospital & Research Centre
47, Knowledge Park-III, Gr. Noida

I.T.S Dental College, Hospital and Research Centre

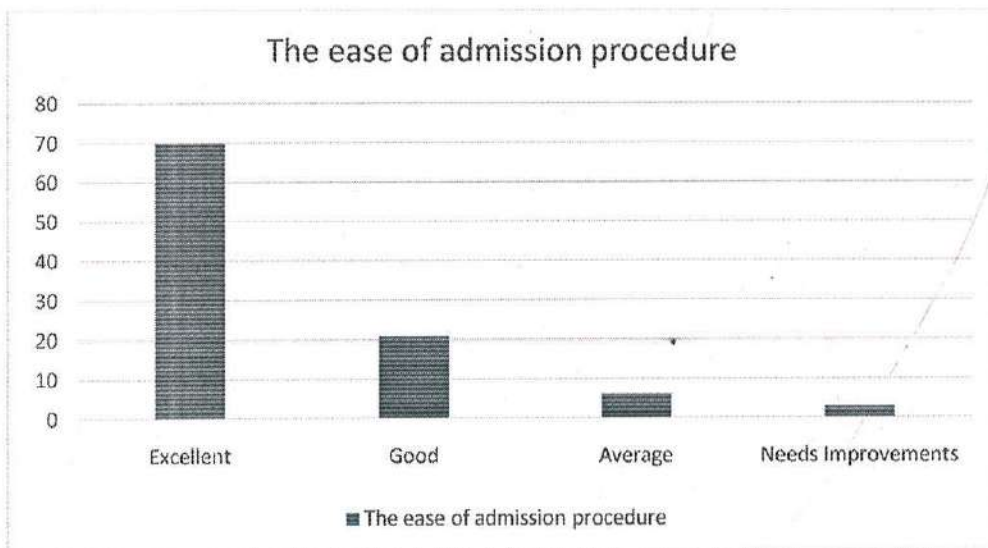
47, Knowledge Park-III, Greater Noida

Report on Feedback Received from BDS Student's Parents

A questionnaire was prepared to make a survey on the day of orientation program to improve admission and on-board process. The survey was prepared by the Principal and the parents were requested to fill post orientation day program (2016-2017).


The questionnaire consisted of 06 questions and each question consisted of four options and the students were asked to select any one option from this four. In the given survey, the college collected the feedback from 35 Parents of Under-Graduate Students. The questionnaire along with its evaluation is given below:

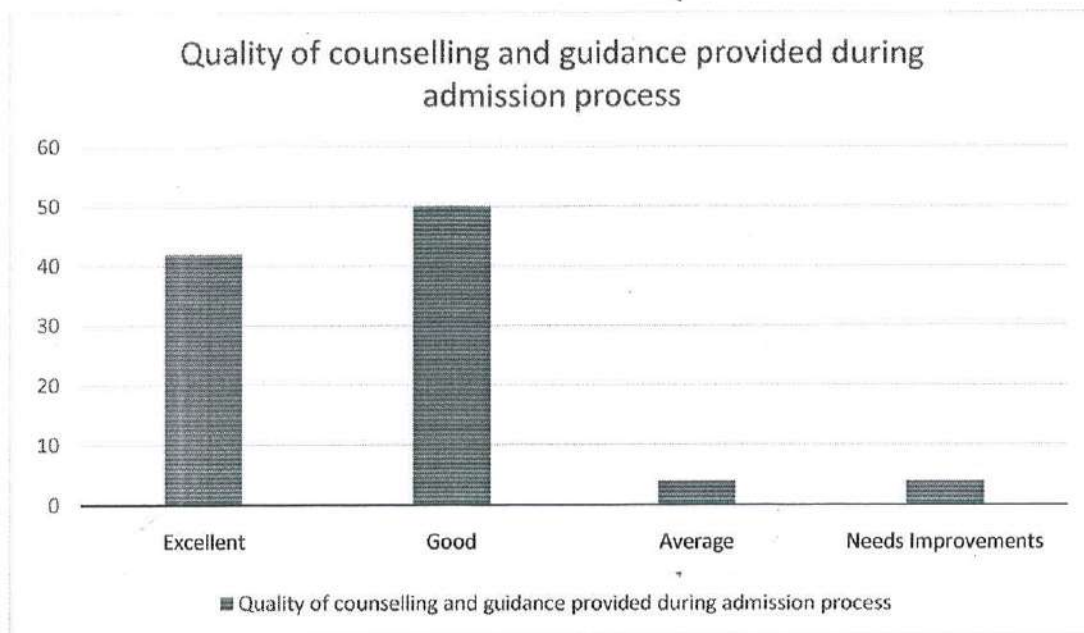
1. The ease of admission procedure:



The bar diagram shows that the percentage of parents with their response on the rating of the ease of admission process they have gone through. 70% of parents rated the admission process as excellent, 21% rated them as good. For about 6% parents, the rating was average and as per 3%, it requires Improvement.

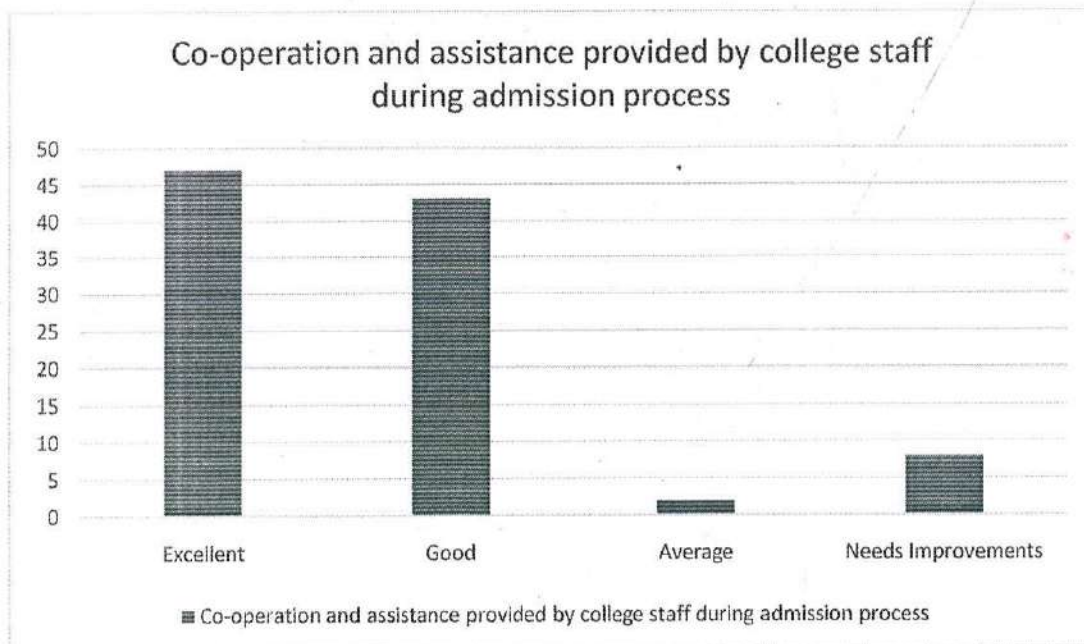
2. Quality of counselling and guidance provided during admission process:


Dr. Sachit Anand Arora
Principal
I.T.S. Dental College,
Hospital & Research Centre
47, Knowledge Park-III, Gr. Noida



The bar diagram shows that the percentage of parents with their response on the rating of the Quality of counselling and guidance provided during admission process. 50% of parents rated the quality as good, 42% rated it as excellent. 3% parents, the rating was average and as per 3%, it requires Improvement.

3. Co-operation and assistance provided by college staff during admission process.

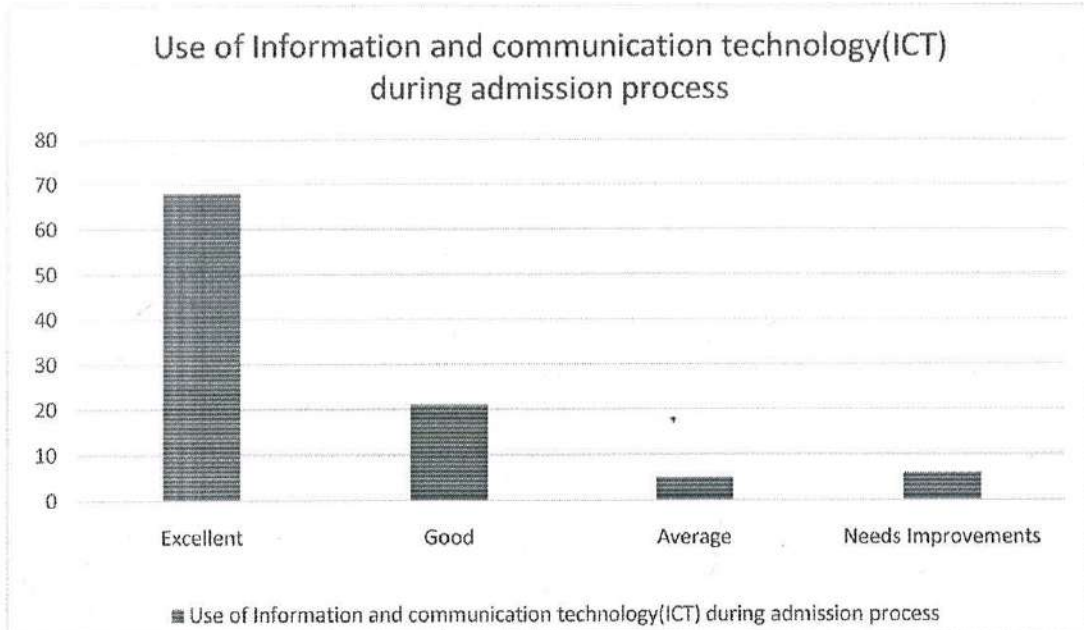


The bar diagram shows that the percentage of parents with their response on the rating of the Co-operation and assistance provided by college staff during admission process. 47% of


 Dr. Sachit Anand
 Principal
 I.T.S. Dental College,
 Hospital & Research Centre
 47, Knowledge Park-III, Gr. Noida

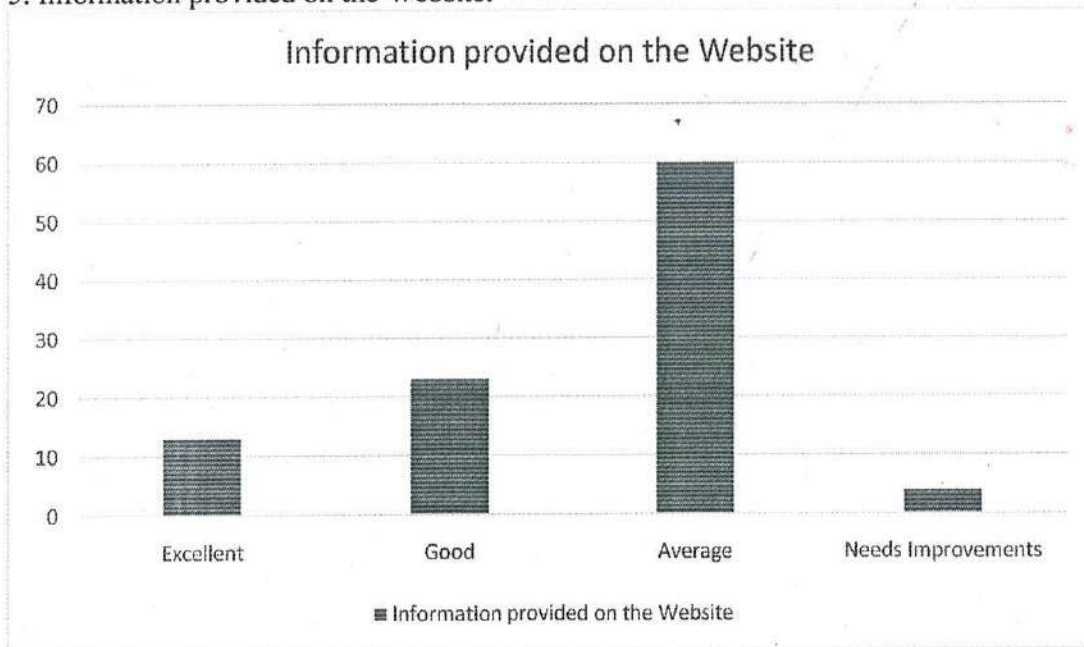
parents rated the quality as excellent, 43% rated it as good. 2% parents, the rating was average and as per 3%, it needs Improvement.

4. Use of Information and communication technology(ICT) during admission process



The bar diagram shows that the percentage of parents with their response on the rating of the Use of Information and communication technology(ICT) during admission process. 68% of parents rated the quality as excellent, 21% rated it as good. For 5% of parents, the rating was average and as per 6%, Improvement is needed.

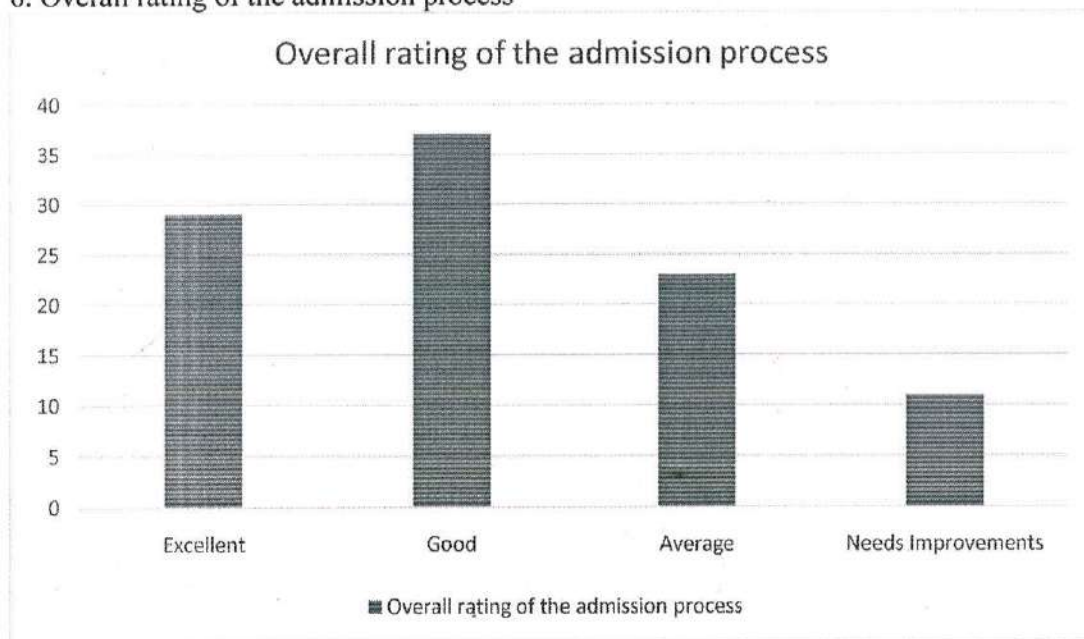
5. Information provided on the Website.



Dr. Sachit Anand Arora
Principal
I.T.S. Dental College,
Hospital & Research Centre
47, Knowledge Park-III, Gr. Noida

The bar diagram shows that the percentage of parents with their response on the rating of the Information provided on the Website. 23% of parents rated the quality as good, 13% rated it as excellent. For 60% parents, the rating was average and as per 4%, Improvement is needed.

6. Overall rating of the admission process



The bar diagram shows that the percentage of parents with their response on the rating of the admission process. 37% of parents rated the quality as good, 29% rated it as excellent. 23% parents rated it as average and as per 11%, it requires Improvement.

[Handwritten Signature]
Dr. Sachit Anand
Principal
I.T.S. Dental College,
Hospital & Research Centre
47, Knowledge Park-III, Gr. Noida

I.T.S Dental College, Hospital and Research Centre

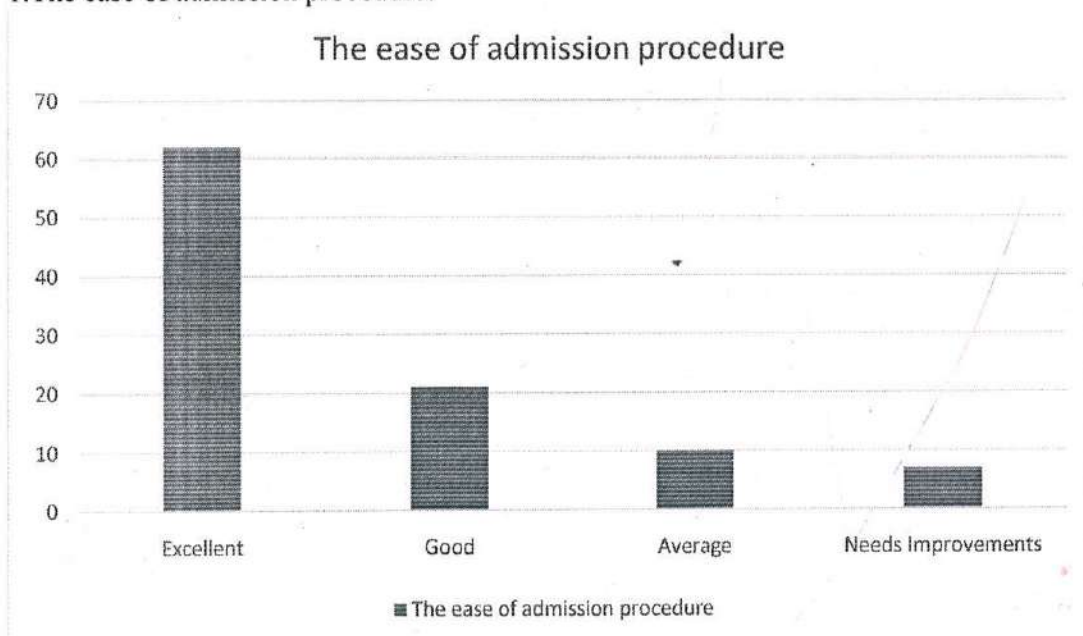
47, Knowledge Park-III, Greater Noida

REPORT ON FEEDBACK RECEIVED FROM MDS STUDENT'S PARENTS

A questionnaire was prepared to make a survey on the day of orientation program to improve admission and on-board process. The survey was prepared by the Principal and the parents were requested to fill post orientation day program (2016-2017).

The questionnaire consisted of 06 questions and each question consisted of four options and the students were asked to select any one option from this four. In the given survey, the college collected the feedback from 33 Parents of Post-Graduate Students. The questionnaire along with its evaluation is given below:

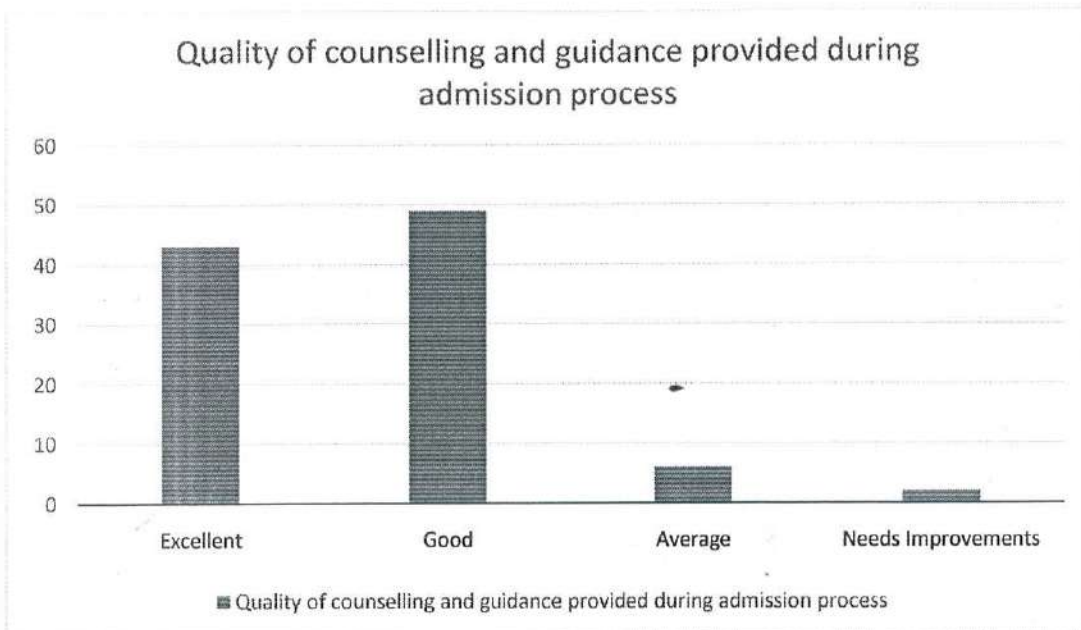
1. The ease of admission procedure:



The bar diagram shows that the percentage of parents with their response on the rating of the ease of admission process they have gone through. 62% of parents rated the admission process as excellent, 21% rated them as good. For about 10% parents, the rating was average and as per 7%, it requires Improvement.

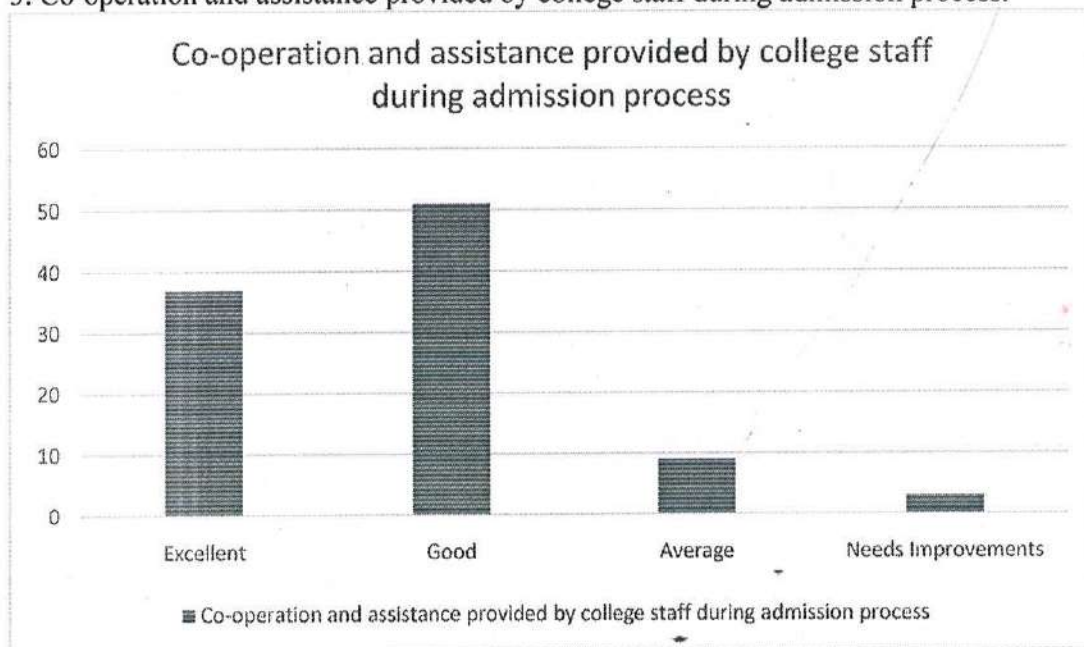
2. Quality of counselling and guidance provided during admission process:

Dr. Sachit Anand Arora
Principal
I.T.S. Dental College,
Hospital & Research Centre
47, Knowledge Park-III, Gr. Noida



The bar diagram shows that the percentage of parents with their response on the rating of the Quality of counselling and guidance provided during admission process. 49% of parents rated the quality as good, 43% rated it as excellent. 6% parents, the rating was average and as per 2%, it requires Improvement.

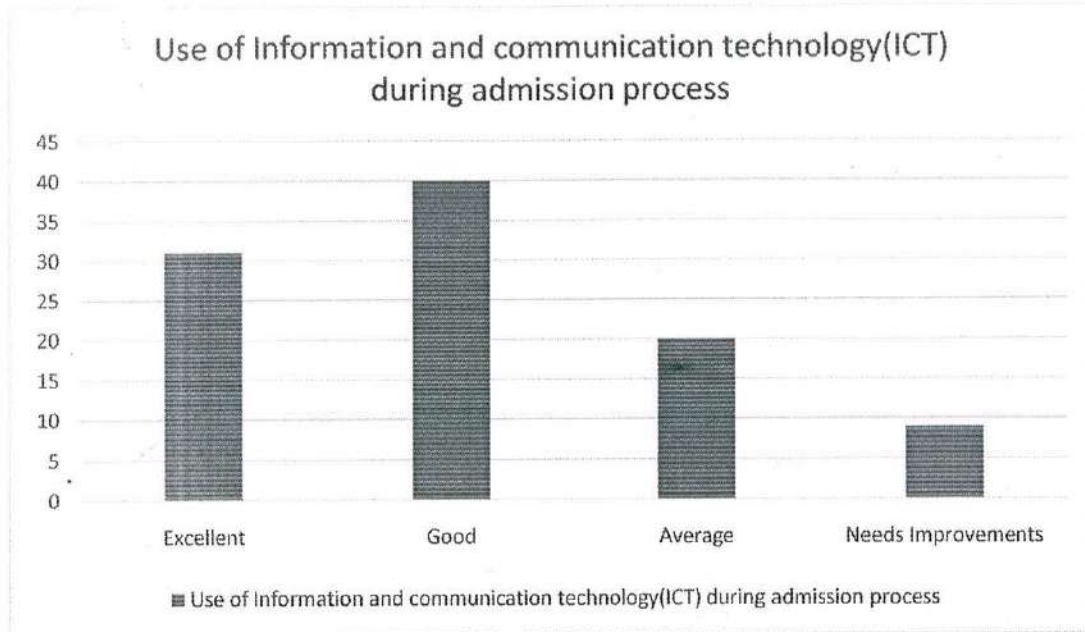
3. Co-operation and assistance provided by college staff during admission process.



The bar diagram shows that the percentage of parents with their response on the rating of the Co-operation and assistance provided by college staff during admission process. 49% of parents rated the quality as good, 37% rated it as excellent. 9% parents, the rating was average and as per 3%, it needs Improvement.

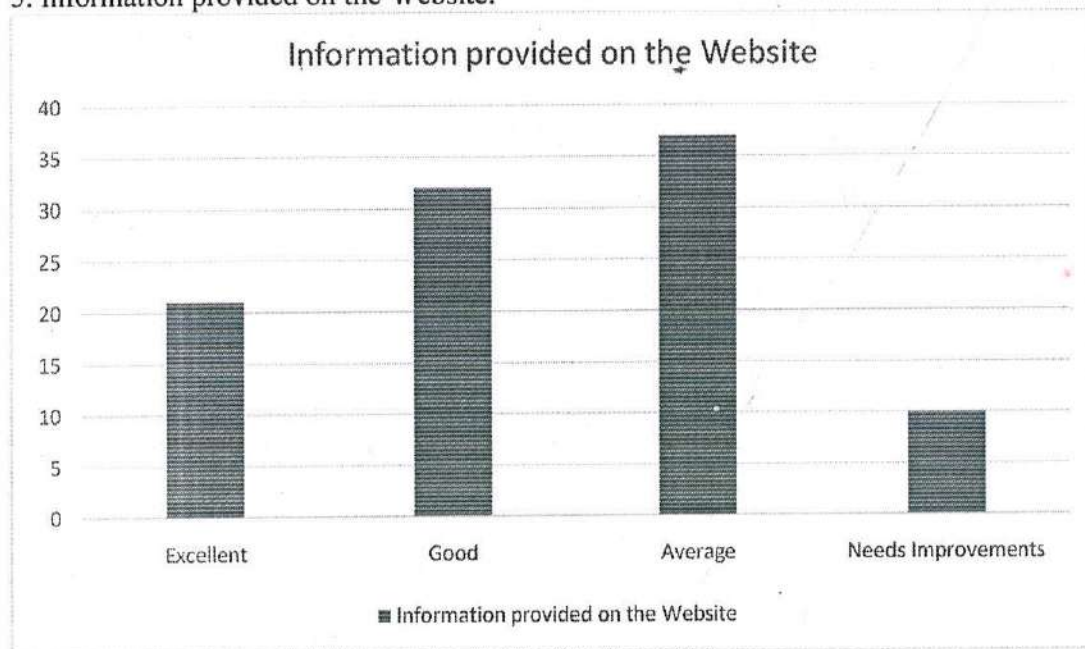

 Dr. Sachit Anand
 Principal
 I.T.S. Dental College,
 Hospital & Research Centre
 47, Knowledge Park-III, Gr. Noida

4. Use of Information and communication technology(ICT) during admission process



The bar diagram shows that the percentage of parents with their response on the rating of the Use of Information and communication technology(ICT) during admission process. 40% of parents rated the quality as good, 31% rated it as excellent. For 20% of parents, the rating was average and as per 9%, Improvement is needed.

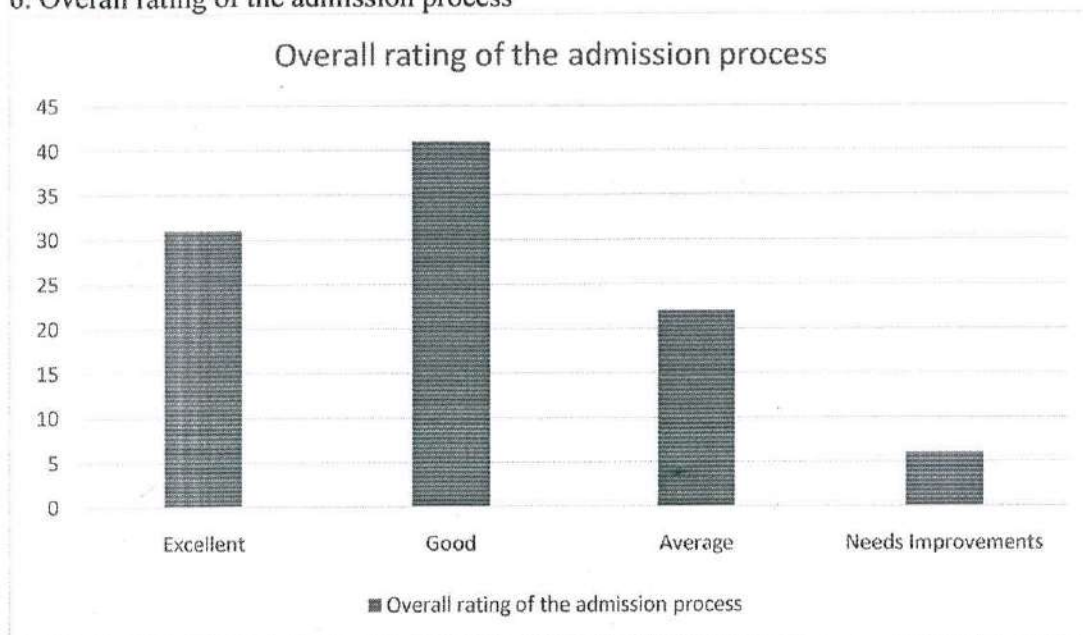
5. Information provided on the Website.



The bar diagram shows that the percentage of parents with their response on the rating of the Information provided on the Website. 32% of parents rated the quality as good, 21% rated it as excellent. For 37% parents, the rating was average and as per 10%, Improvement is needed.

Dr. Sachit Anand Arora
Principal
I.T.S. Dental College,
Hospital & Research Centre
47, Knowledge Park-III, Gr. Noida

6. Overall rating of the admission process



The bar diagram shows that the percentage of parents with their response on the rating of the admission process. 41% of parents rated the quality as good, 31% rated it as excellent. 22% parents rated it as average and as per 6%, it requires Improvement.


Dr. Sachit Anand
Principal
I.T.S. Dental College,
Hospital & Research Centre
47, Knowledge Park-III, Gr. Noida

I.T.S Dental College, Hospital and Research Centre

47, Knowledge Park-III, Greater Noida

TEACHING LEARNING PROCESS

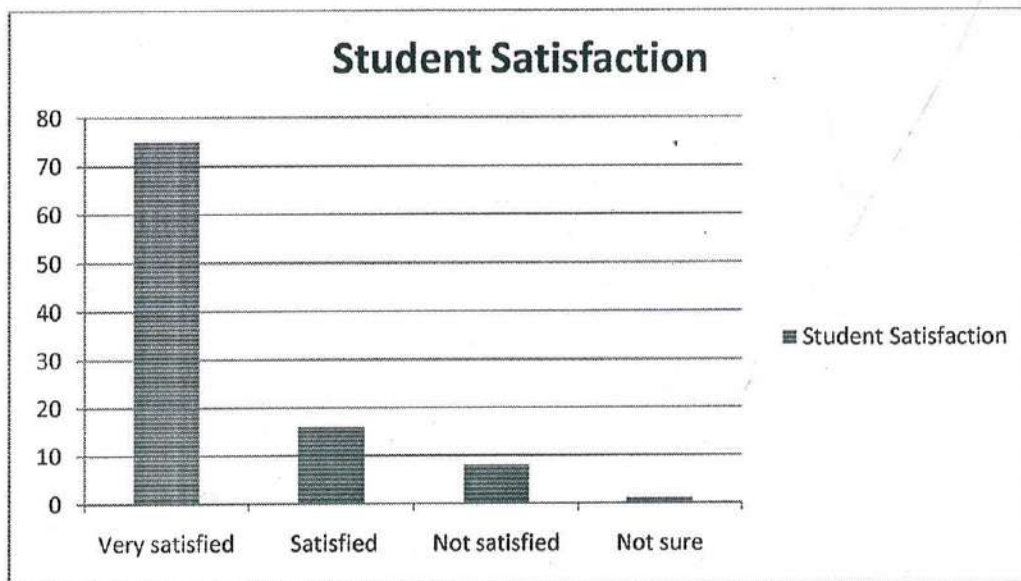
Report on Feedback Received from Students

A questionnaire was prepared to make a survey from the students on the teaching learning process practised in the college and evaluate the same for any corrective or preventive measures. The Principal prepared the same and was filled by the students of the college in the year 2017-2018.

The questionnaire consisted of 07 questions which were based primarily on Teaching Learning Process and academic satisfaction of the students. The Student Feedback Approach is basically about institutional practices, processes and frameworks that take into account students concerns of the quality of the education they receive.

The response of this feedback-form consisted of four options and the students were asked to select any one option from this four. In the given survey, the college collected the feedback from around 502 Under-Graduate and Post-Graduate Students. The elaborative questionnaire along with its evaluation is given below:

1. How satisfied are you with your institute?

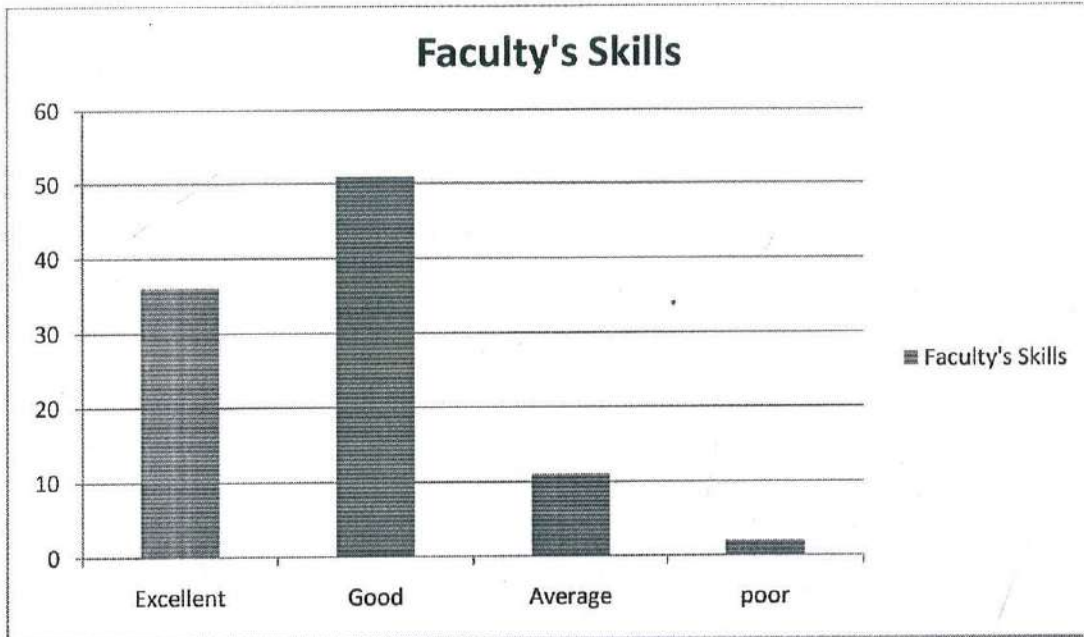


The given chart shows the percentage of respondents. 75% of students rated that they are very satisfied with their institute, approx 16% of them were only Satisfied with their institute. Remaining 8% students were not-satisfied and 1% were not sure the level of satisfaction they have for their institute.

Dr. Sachit Anand Arora
Principal
I.T.S. Dental College,
Hospital & Research Centre
47, Knowledge Park-III, Gr. Noida

The given data reflects that >90% of our students are satisfied with their institute, but the remaining 8% students are the ones whose problems must be dealt with. The co-ordinators and mentors have been counselled to always emphasis upon the importance of sitting with students and asking them the areas which they find troublesome.

2. How do you grade your institute's faculty members on the their academic skills and ability to impart the cognitive and clinical knowledge:

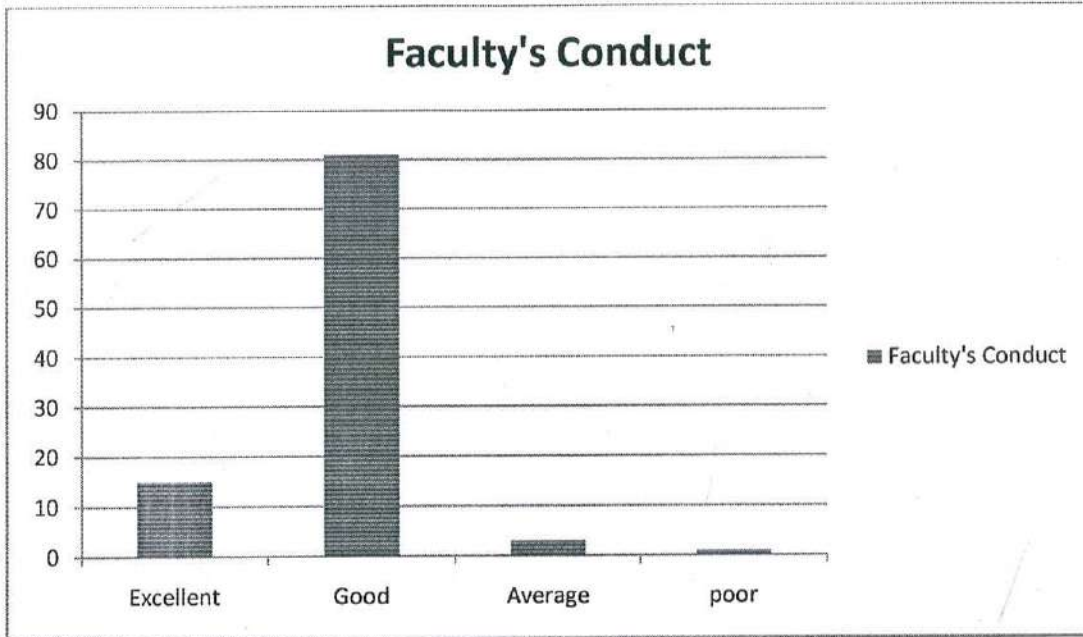


The charts shows that the percentage of respondents. 50% of students rated the institute's faculty members as good on the their academic skills and ability to impart the cognitive and clinical knowledge, whereas 36% rated them as excellent. For about 11% students, the rating was average and for 2% students, it was poor.

The above given data shows that only 2% students seem to be unhappy with the academic skills and ability to impart the cognitive and clinical knowledge of their faculty members. The co-ordinators and mentors are the ones who can find out the problem areas and they have been counselled for the same.

Dr. Sachit Anand Arora
Principal
I.T.S. Dental College,
Hospital & Research Centre
47, Knowledge Park-III, Gr. Noida


3. How do you grade your institute's faculty members on their general behaviour, conduct, ethics and professionalism:

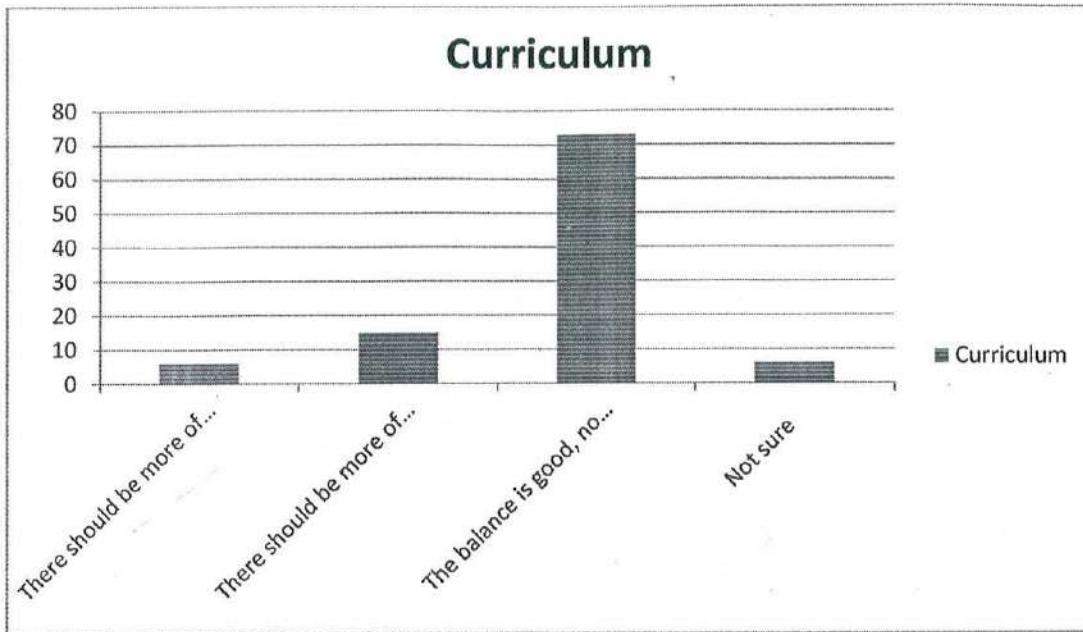


The bar diagram shows that the percentage of students with their response on the rating of their institute's faculty members on their general behaviour, conduct, ethics and professionalism. 81% of students rated the institute's faculty members as good, whereas only 15% rated them as excellent. For about 3% students, the rating was average and for 1% of students the rating was poor.

The above given data shows that only 1% students seem to be unhappy with the general behaviour, conduct, ethics and professionalism of their faculty members. The co-ordinators and mentors are the ones who can find out the problem areas and they have been counselled for the same.

4. Do you think the number of hours of exposure was balanced with didactic lectures and pedagogy?


Dr. Sachit Anand Arora
Principal
I.T.S. Dental College,
Hospital & Research Centre
47, Knowledge Park-III, Gr. Noida

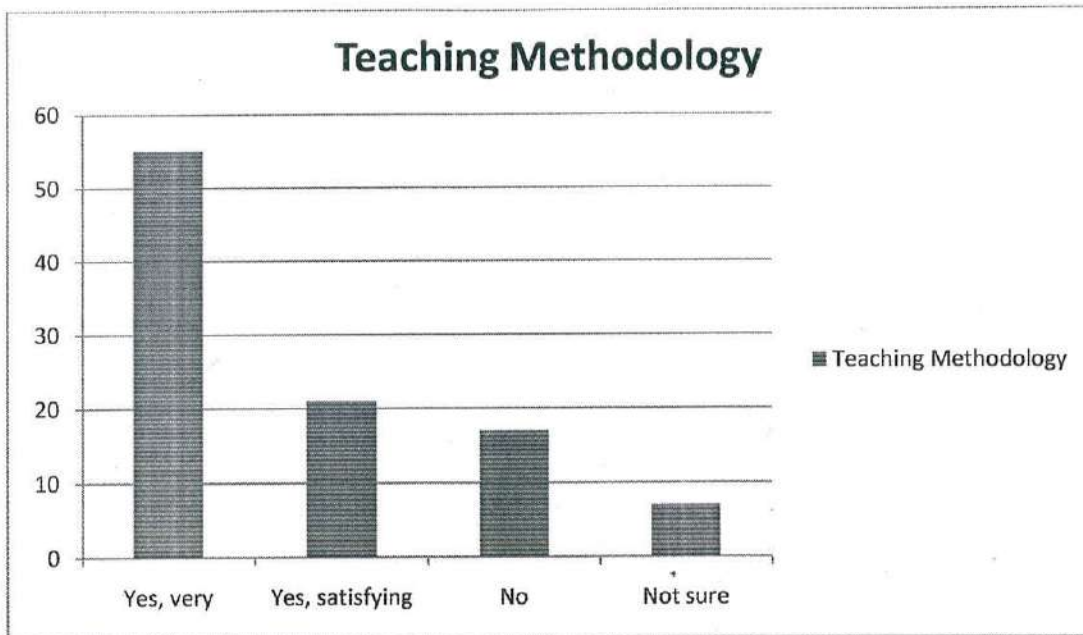


The bar diagram shows that the percentage of students with their response on the rating of the balance between the number of hours of exposure and the didactic lectures and pedagogy. As per 73% of students the rating was good, i.e., the balance between the practical and theory, whereas as per 15%, more exposure is needed. For about 6% students, more theory should be conducted and 6% students were "Not sure" what would be right.

The above given data shows that 17% students seem to be wanting more theory when compared with exposure hours. A proposal of Academic-restructuring has been made already and is in the stages of implementation which supports an environment which will inculcated many more skills development rather than only theory.

Dr. Sachit Anand Arora
Principal
I.T.S. Dental College,
Hospital & Research Centre
47, Knowledge Park-III, Gr. Noida


5. Do you think that more emphasis on practical/interaction/usage of multiple teaching aids-based learning is encouraging over the conventional black-board methodologies?

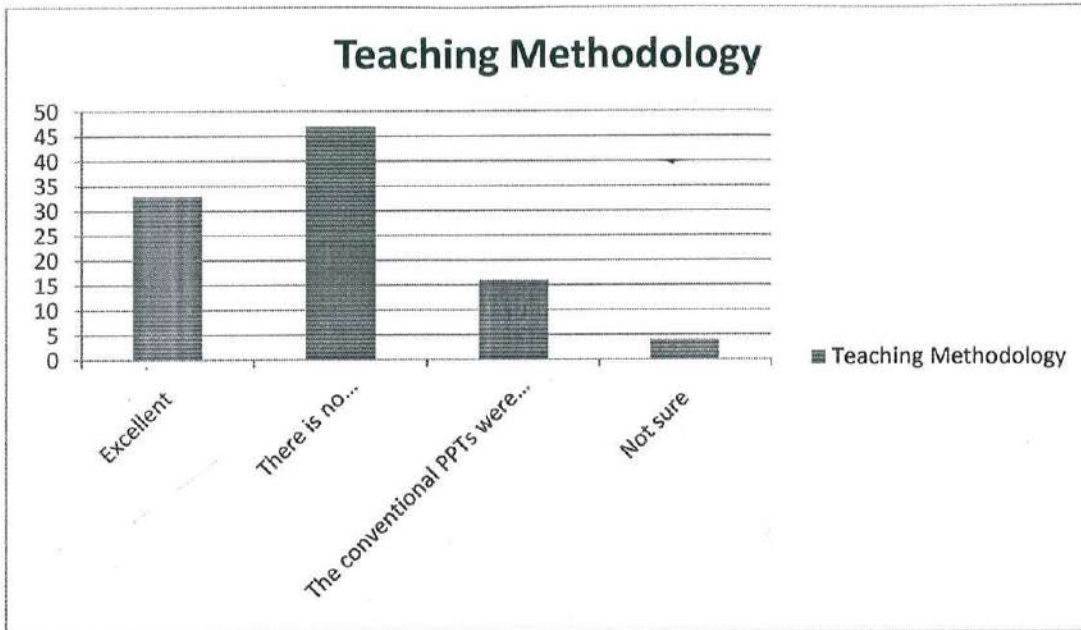


The bar diagram shows that the percentage of students with their response on the rating of emphasis on practical/interaction/usage of multiple teaching aids-based learning is encouraging over the conventional black-board methodologies. As per 55% of students the rating was "Yes, all these methodologies are good over conventional black-board teaching", similarly 21% also rated this as satisfying. For about 17% students, conventional black board is better and around 7% students were "Not sure".

The above data gives an overall inclinational of students in favour of usage of multiple teaching aids-based learning methods over the conventional black-board methodologies. At ITS, we clearly emphasis the usage of the same and conventional black board teaching have been superseded already but not removed for the faculty members who can't give away.

6. How do you rate the more illustrative PPTs (less written matter and more pictures) of teaching methodology over the conventional elaborative PPTs (extensive written matter)?

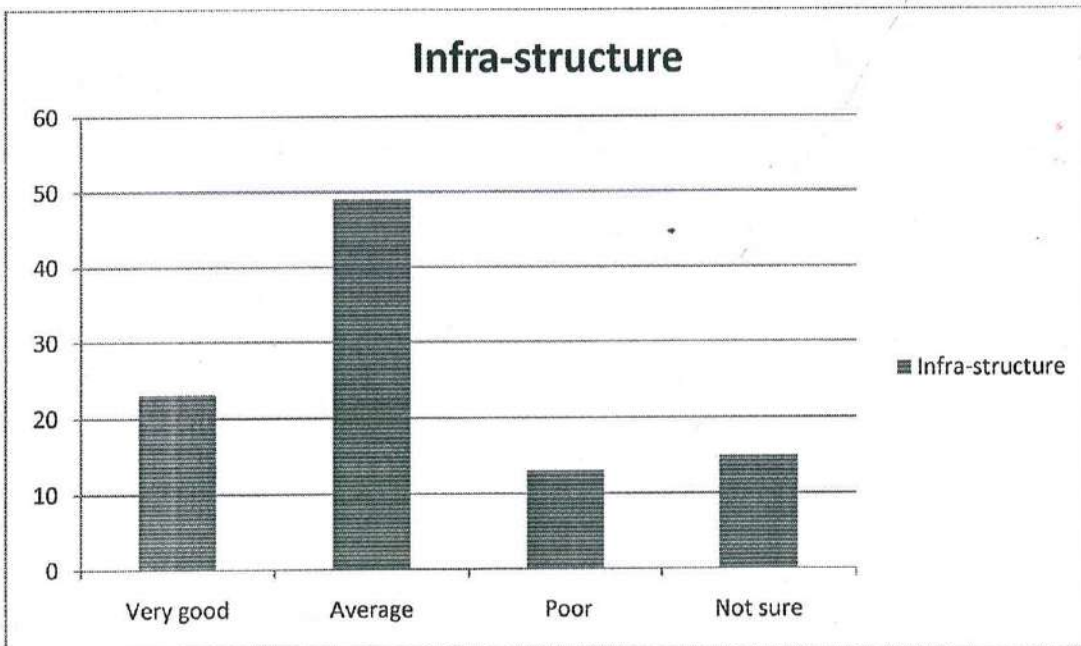

Dr. Sachit Anand Arora
Principal
I.T.S. Dental College,
Hospital & Research Centre
47, Knowledge Park-III, Gr. Noida



The chart shows that approx. 33% of students rated the use of more illustrative PPTs (with less written matter and more pictures) of teaching methodology over the conventional elaborative PPTs (extensive written matter) as excellent, although only for 47% of the students it doesn't make any difference. For 16 % students, the conventional PPTs were better and 4% of students were "Not Sure".

Keeping the lack of a clear picture between the conventional and illustrative PPTs, the emphasis should be made on retaining the written matter, maybe in short and not completely removing it from the PPTs.

7. How do you grade your departments, availability and accessibility of material, library etc?



Dr. Sachit Anand Arora
Principal
I.T.S. Dental College,
Hospital & Research Centre
47, Knowledge Park-III, Gr. Noida

The bar diagram shows that the percentage of students with their response on the rating of departments, availability and accessibility of material, library etc. As per 49% of students the rating was average, whereas for 23% rated them as very good. For about 13% students, the rating was poor and around 15% of students were not sure.

This college is working on the development of the museums, more books and more hours for library facility, including breaks between the lectures for 1st BDS students to visit the library, the availability of material in the clinical and non-clinical departments have been followed to revise the system.



Dr. Sachit Anand Arora
Principal
I.T.S. Dental College,
Hospital & Research Centre
47, Knowledge Park-III, Gr. Noida

I.T.S Dental College, Hospital and Research Centre

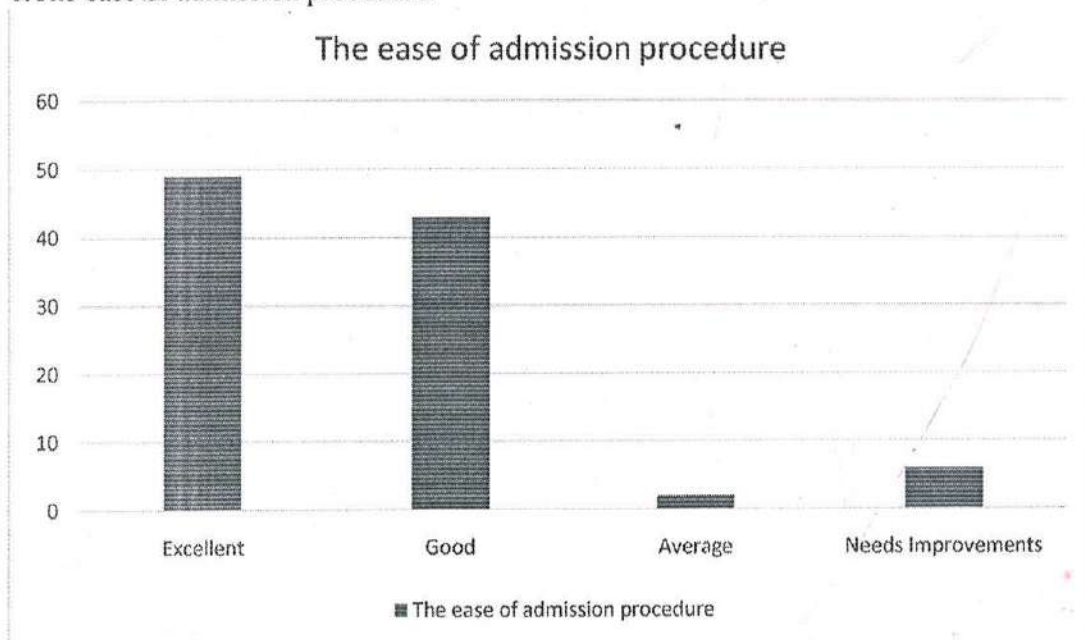
47, Knowledge Park-III, Greater Noida

REPORT ON FEEDBACK RECEIVED FROM BDS STUDENT'S PARENTS

A questionnaire was prepared to make a survey on the day of orientation program to improve admission and on-board process. The survey was prepared by the Principal and the parents were requested to fill post orientation day program (2017-2018).

The questionnaire consisted of 06 questions and each question consisted of four options and the students were asked to select any one option from this four. In the given survey, the college collected the feedback from 94 Parents of Under-Graduate Students. The questionnaire along with its evaluation is given below:

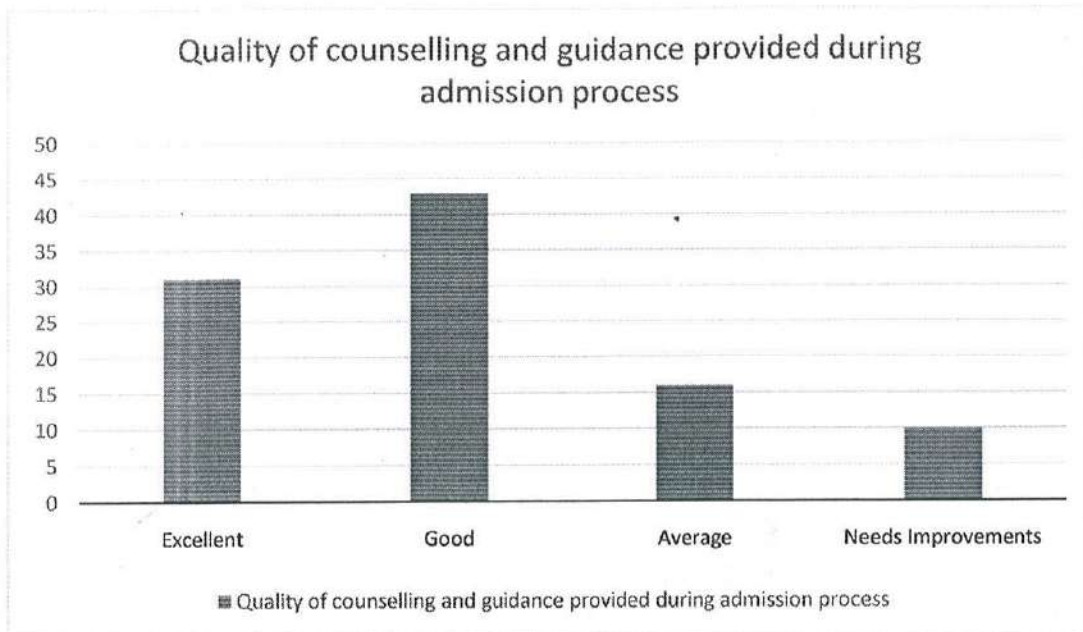
1. The ease of admission procedure:



The bar diagram shows that the percentage of parents with their response on the rating of the ease of admission process they have gone through. 49% of parents rated the admission process as excellent, 43% rated them as good. For about 2% parents, the rating was average and as per 6%, it requires Improvement.

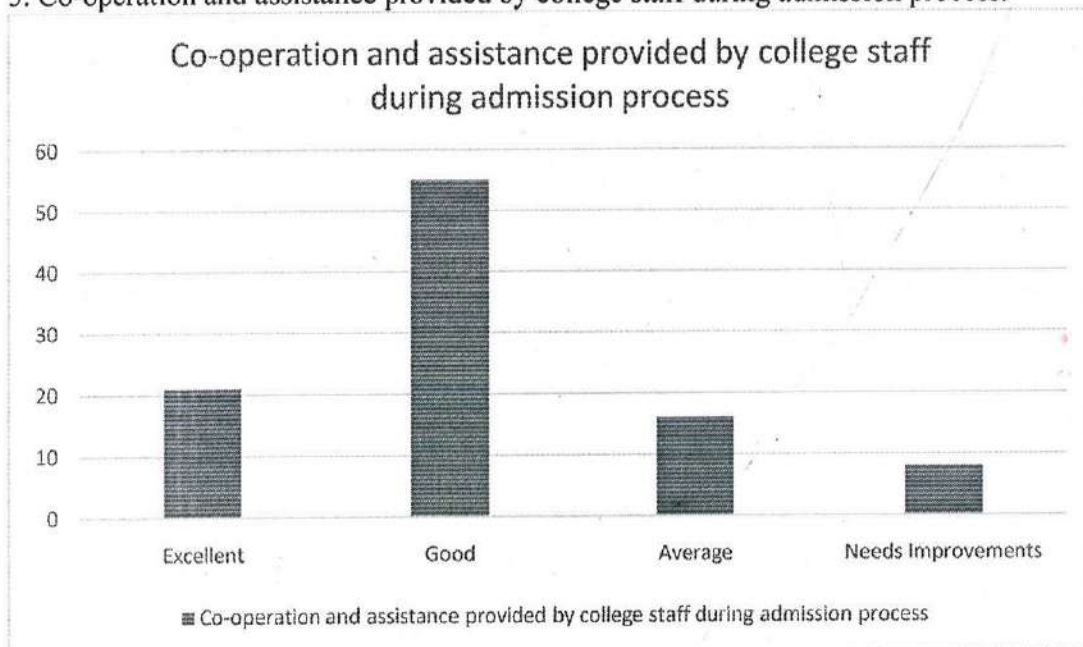
2. Quality of counselling and guidance provided during admission process:


Dr. Sachit Anand
Principal
I.T.S. Dental College,
Hospital & Research Centre
47, Knowledge Park-III, Gr. Noida




The bar diagram shows that the percentage of parents with their response on the rating of the Quality of counselling and guidance provided during admission process. 43% of parents rated the quality as good, 31% rated it as excellent. 16% parents, the rating was average and as per 6%, it requires Improvement.

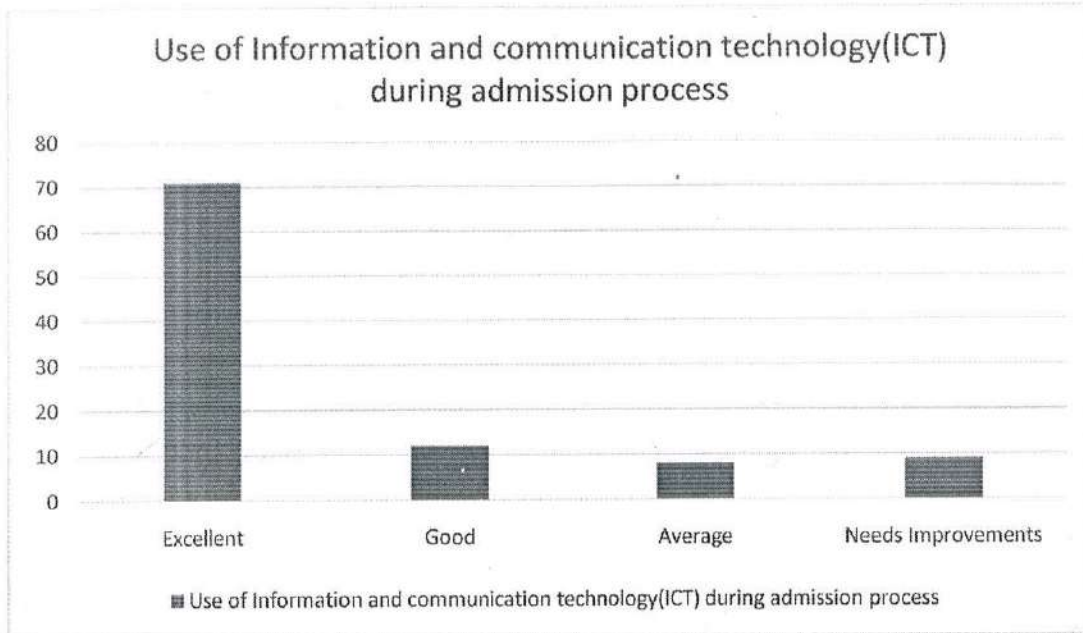
3. Co-operation and assistance provided by college staff during admission process.



The bar diagram shows that the percentage of parents with their response on the rating of the Co-operation and assistance provided by college staff during admission process. 55% of parents rated the quality as excellent, 21% rated it as good. 16% parents, the rating was average and as per 8%, it needs Improvement.

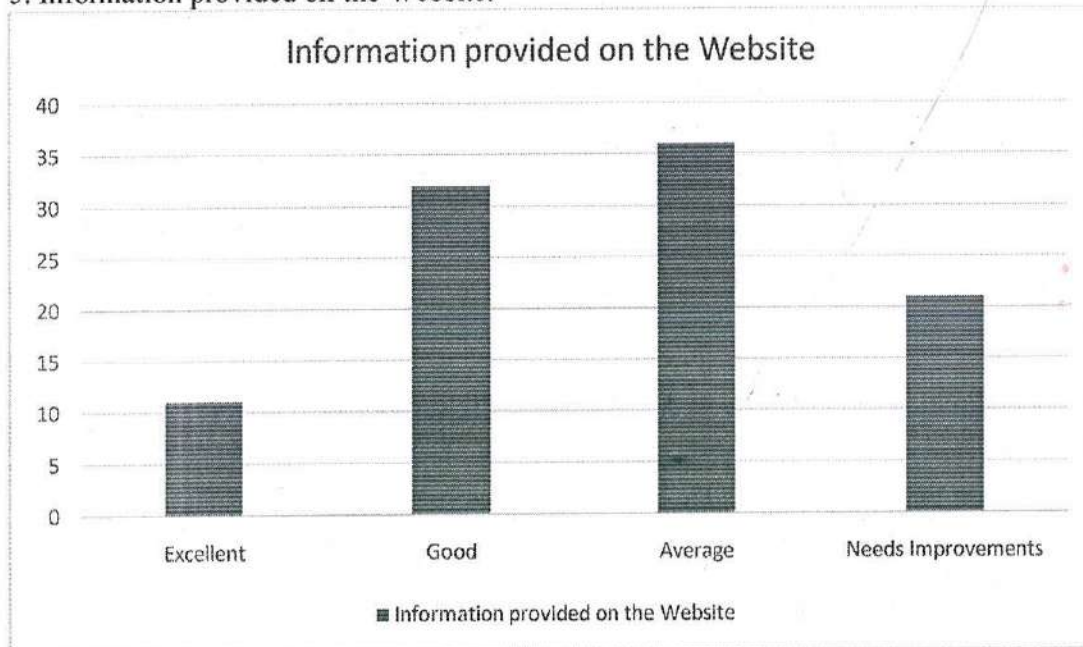

 Dr. Sachit Anand
 Principal
 I.T.S. Dental College,
 Hospital & Research Centre
 47, Knowledge Park-III, Gr. Noida

4. Use of Information and communication technology(ICT) during admission process



The bar diagram shows that the percentage of parents with their response on the rating of the Use of Information and communication technology(ICT) during admission process. 71% of parents rated the quality as excellent, 12% rated it as good. For 8% of parents, the rating was average and as per 9%, Improvement is needed.

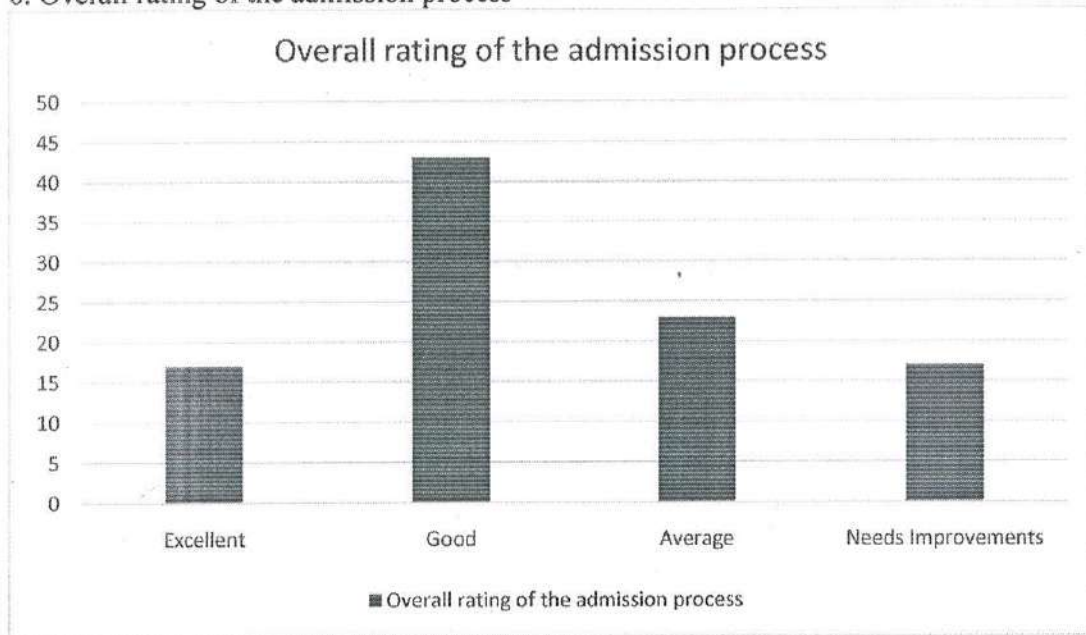
5. Information provided on the Website.



The bar diagram shows that the percentage of parents with their response on the rating of the Information provided on the Website. 32% of parents rated the quality as good, 11% rated it as excellent. For 36% parents, the rating was average and as per 21%, Improvement is needed.

Dr. Sachit Anand Aroja
Principal
I.T.S. Dental College,
Hospital & Research Centre
47, Knowledge Park-III, Gr. Noida

6. Overall rating of the admission process



The bar diagram shows that the percentage of parents with their response on the rating of the admission process. 43% of parents rated the quality as good, 17% rated it as excellent. 23% parents rated it as average and as per 17%, it requires Improvement.

Dr. Sachit Anand Arora
Principal
I.T.S. Dental College,
Hospital & Research Centre
47, Knowledge Park-III, Gr. Noida

I.T.S Dental College, Hospital and Research Centre

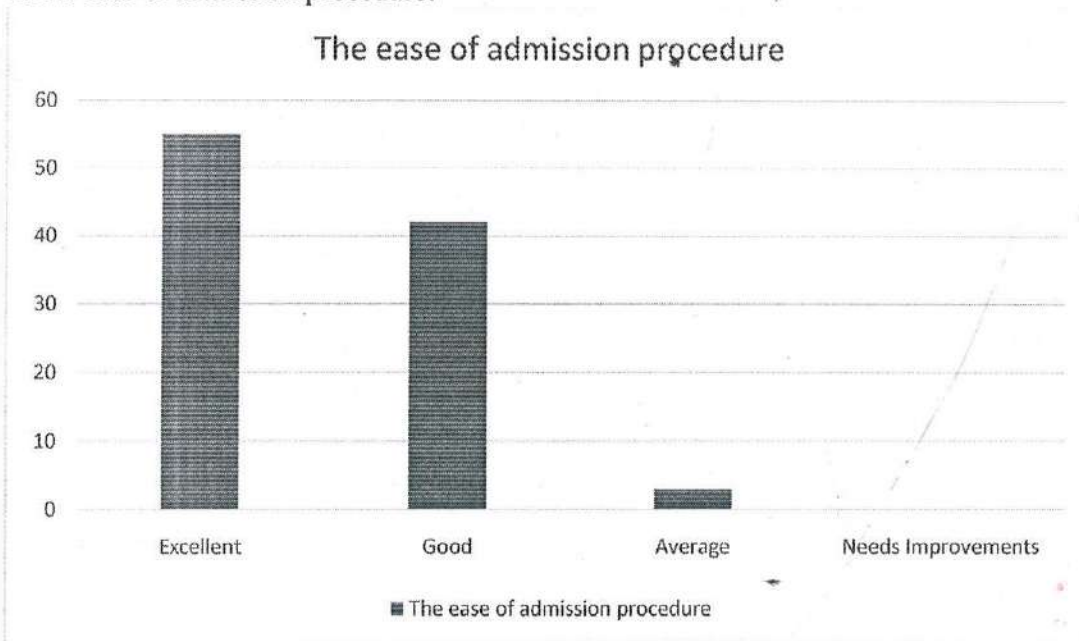
47, Knowledge Park-III, Greater Noida

REPORT ON FEEDBACK RECEIVED FROM MDS STUDENT'S PARENTS

A questionnaire was prepared to make a survey on the day of orientation program to improve admission and on-board process. The survey was prepared by the Principal and the parents were requested to fill post orientation day program (2017-2018).

The questionnaire consisted of 06 questions and each question consisted of four options and the students were asked to select any one option from this four. In the given survey, the college collected the feedback from 20 Parents of Post-Graduate Students. The questionnaire along with its evaluation is given below:

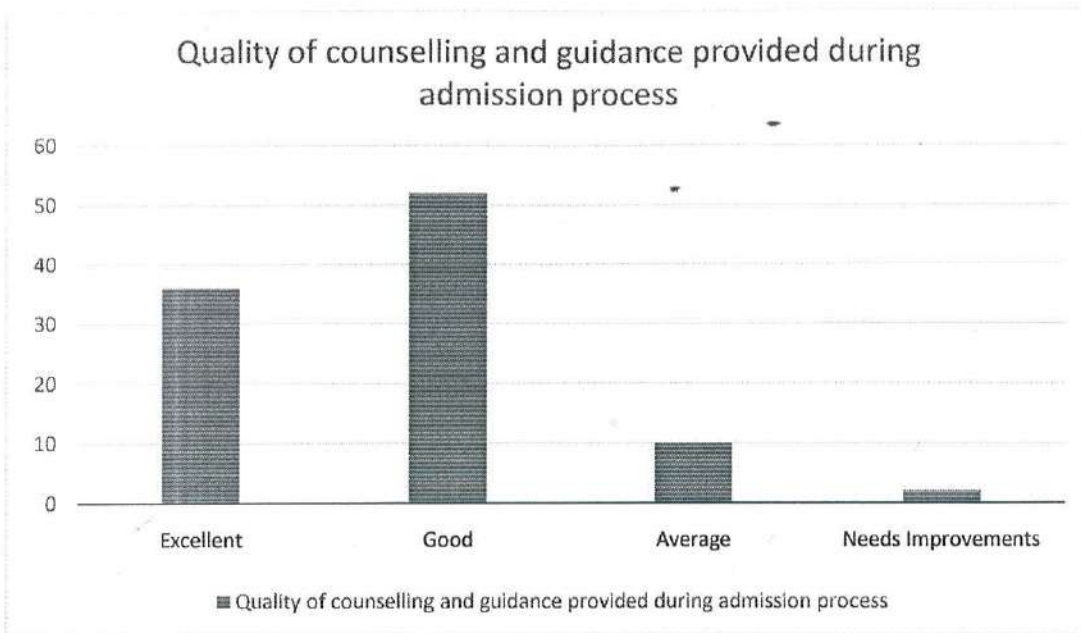
1. The ease of admission procedure:



The bar diagram shows that the percentage of parents with their response on the rating of the ease of admission process they have gone through. 55% of parents rated the admission process as excellent, 42% rated them as good. For about 3% parents, the rating was average.

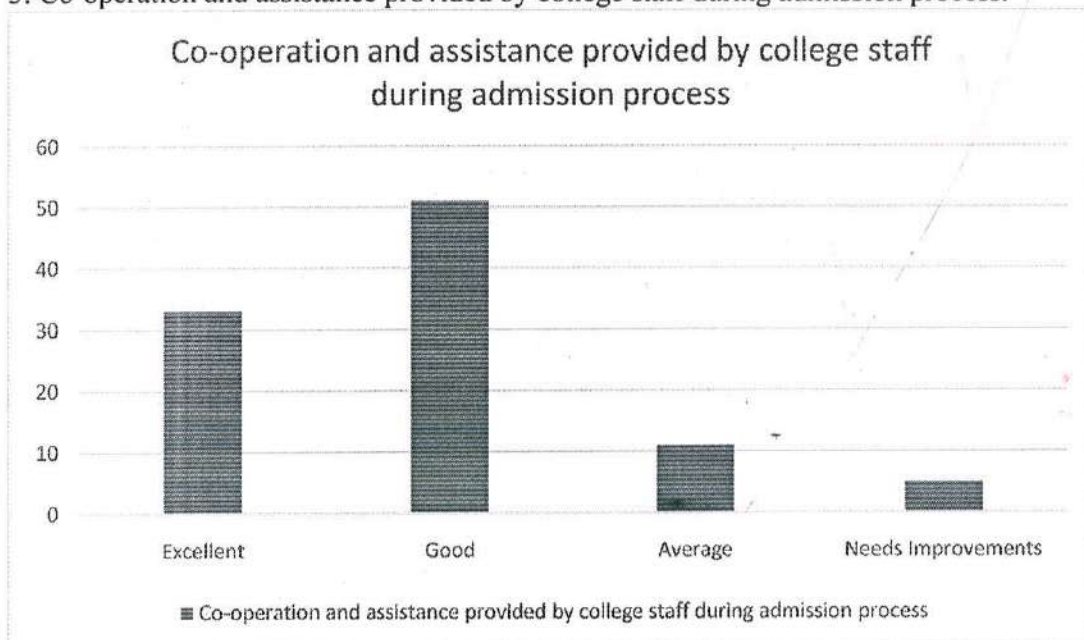
2. Quality of counselling and guidance provided during admission process:


Dr. Sachit Anand
Principal
I.T.S. Dental College,
Hospital & Research Centre
47, Knowledge Park-III, Gr. Noida



The bar diagram shows that the percentage of parents with their response on the rating of the Quality of counselling and guidance provided during admission process. 52% of parents rated the quality as good, 36% rated it as excellent. 10% parents, the rating was average and as per 2%, it requires Improvement.

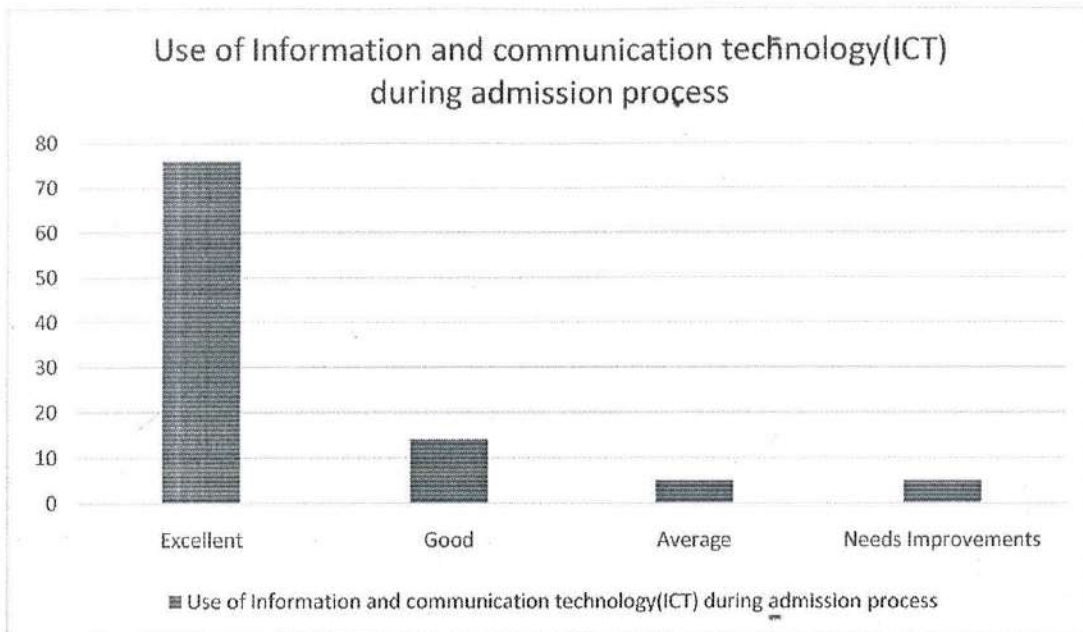
3. Co-operation and assistance provided by college staff during admission process.



The bar diagram shows that the percentage of parents with their response on the rating of the Co-operation and assistance provided by college staff during admission process. 51% of parents rated the quality as good, 33% rated it as excellent. 11% parents, the rating was average and as per 5%, it needs Improvement.

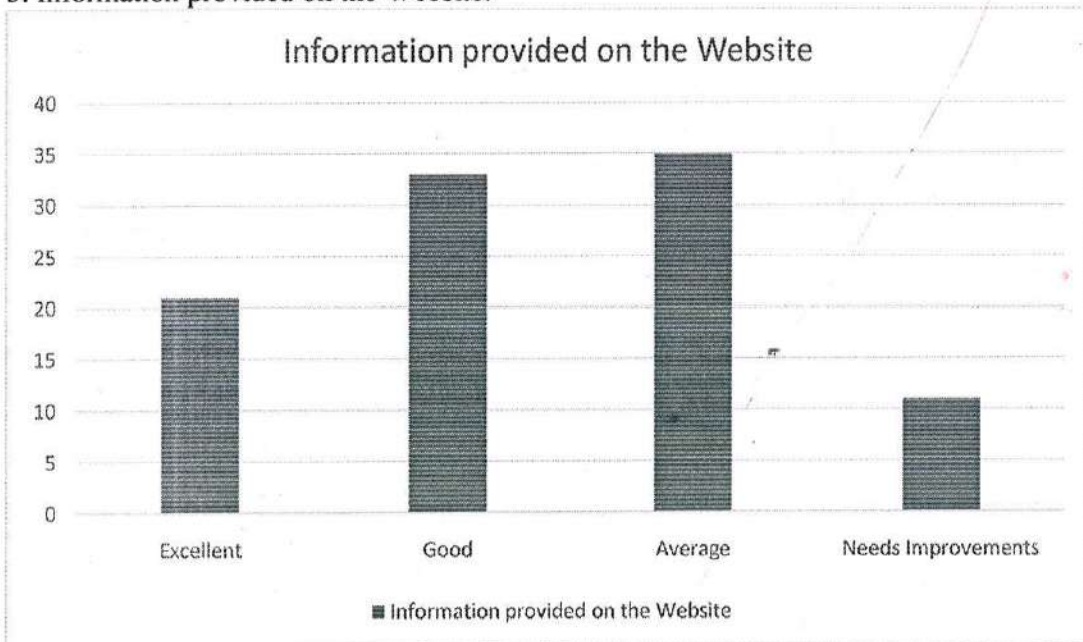
Dr. Sachit Anand Arora
 Principal
 I.T.S. Dental College,
 Hospital & Research Centre
 47, Knowledge Park-III, Gr. Noida

4. Use of Information and communication technology(ICT) during admission process



The bar diagram shows that the percentage of parents with their response on the rating of the Use of Information and communication technology(ICT) during admission process. 76% of parents rated the quality as excellent, 14% rated it as good. For 5% of parents, the rating was average and as per 5%, Improvement is needed.

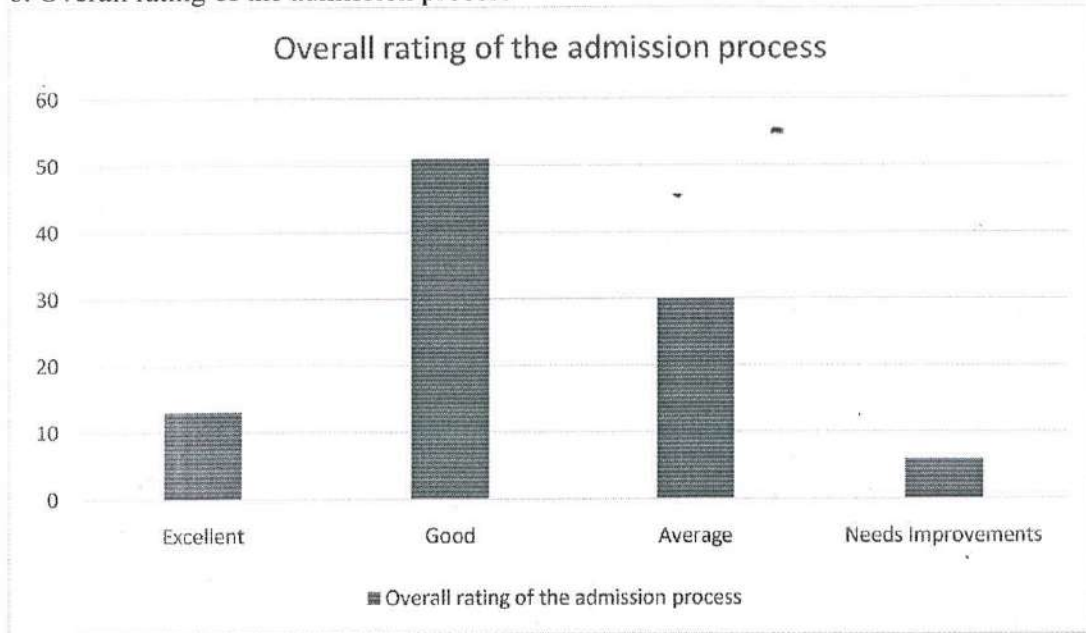
5. Information provided on the Website.



The bar diagram shows that the percentage of parents with their response on the rating of the Information provided on the Website. 33% of parents rated the quality as good, 21% rated it as excellent. For 35% parents, the rating was average and as per 11%, Improvement is needed.

Dr. Sachit Anand Arora
Principal
I.T.S. Dental College,
Hospital & Research Centre
47, Knowledge Park-III, Gr. Noida

6. Overall rating of the admission process



The bar diagram shows that the percentage of parents with their response on the rating of the admission process. 51% of parents rated the quality as good, 13% rated it as excellent. 30% parents rated it as average and as per 66%, it requires Improvement.


Dr. Sachit Anand Arora
Principal
I.T.S. Dental College,
Hospital & Research Centre
47, Knowledge Park-III, Gr. Noida

I.T.S Dental College, Hospital and Research Centre

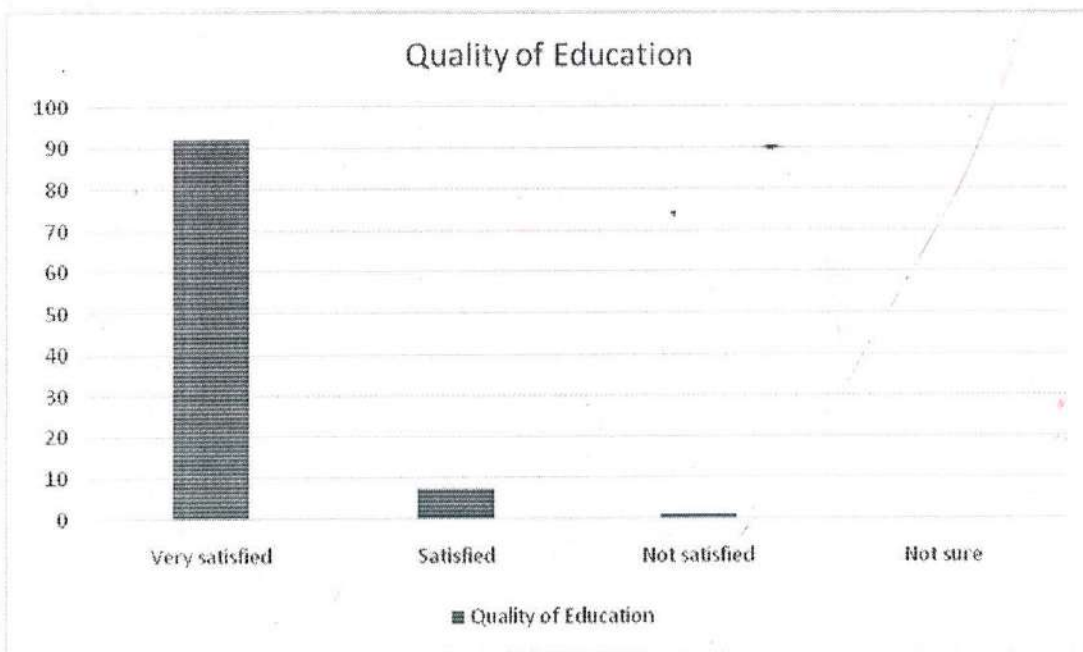
47, Knowledge Park-III, Greater Noida

REPORT ON FEEDBACK RECEIVED FROM FACULTY MEMBERS

A questionnaire was prepared to make a survey from the faculty on the teaching learning process practised in the college and evaluate the same. The Principal prepared the same and asked the faculty of the college to fill it (2018-2019).

The questionnaire consisted of 05 questions which were based primarily on Teaching Learning Process and academic satisfaction of the students as well as the teachers. The response of this feedback-form consisted of four options and the faculty were asked to select any one option from this four. In the given survey, the college collected the feedback from around 94 Faculty Members. The elaborative questionnaire along with its evaluation is given below:

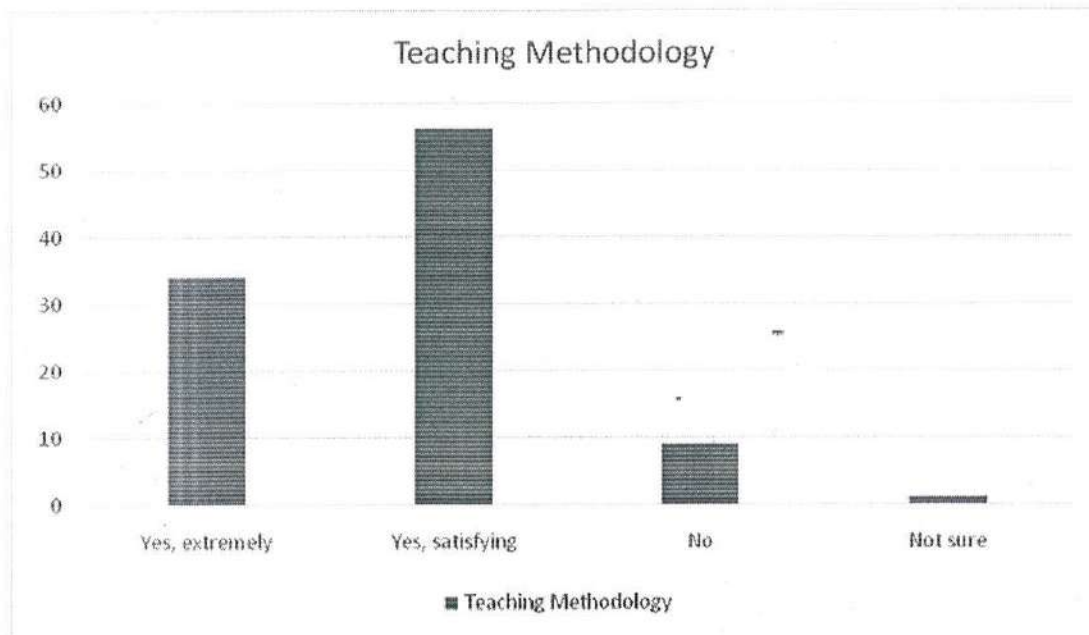
1. How satisfied are you with the quality of education in your institute?



The given chart shows the percentage of respondents. 92% of the faculty members rated that "very satisfied" with the institute, approx 7% of them were only Satisfied with the institute. Remaining 1% students were not-satisfied with their institute.



Dr. Sachit Anand
Principal
I.T.S. Dental College,
Hospital & Research Centre
47, Knowledge Park-III, Gr. Noida

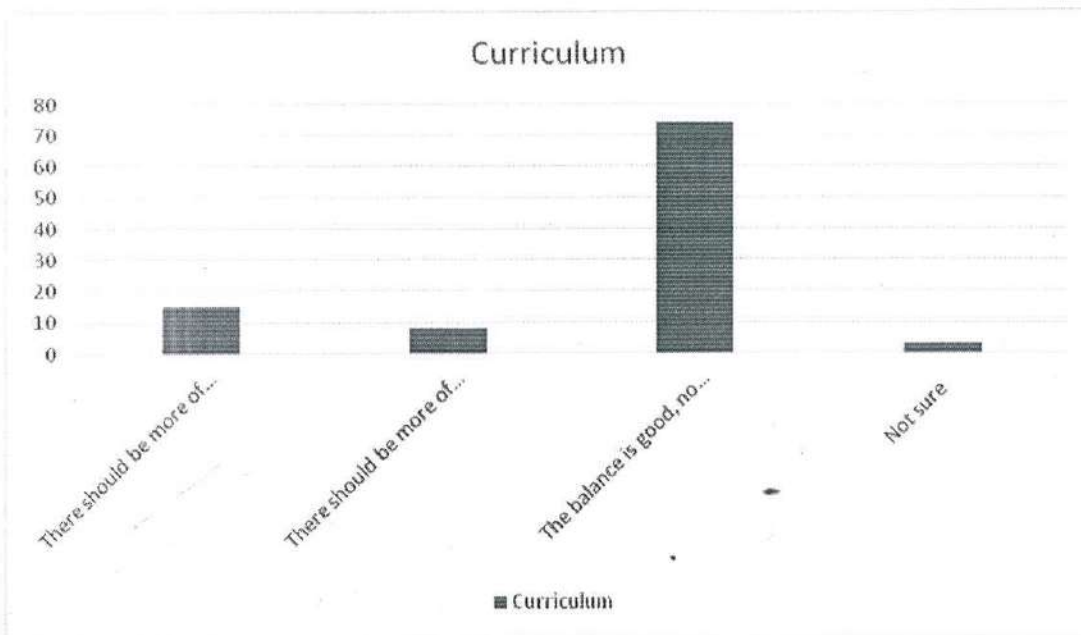
2. Do you think that more emphasis on practical/interaction/usage of multiple teaching aids-based learning is advantageous?



The bar diagram shows that the percentage of faculty members with their response on the rating of emphasis on practical/interaction/usage of multiple teaching aids-based learning is encouraging. As per 56% of faculty the rating was "Yes, all these methodologies are satisfying", for 34% the rating was "Extremely satisfying". For about 9% faculty members the conventional ways are better and 1% were "Not sure".

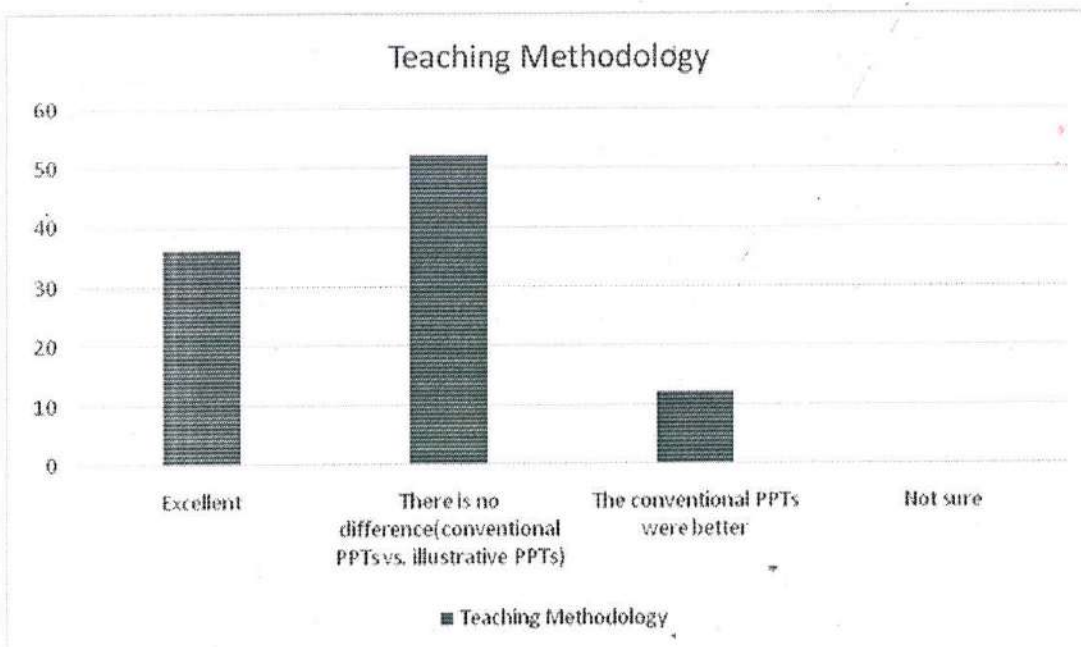
3. Do you think the number of hours of exposure was balanced with didactic lectures and pedagogy?


Dr. Sachit Anand Arora
Principal
I.T.S. Dental College,
Hospital & Research Centre
47, Knowledge Park-III, Gr. Noida



The bar diagram shows that the percentage of faculty members with their response on the rating of the balance between the number of hours of exposure and the didactic lectures and pedagogy. As per 74% of faculty members the rating was good, i.e., the balance between the practical and theory, whereas as per 8%, more exposure is needed. For about 15% faculty members, more theory should be conducted and 3% students were "Not sure" what would be right.

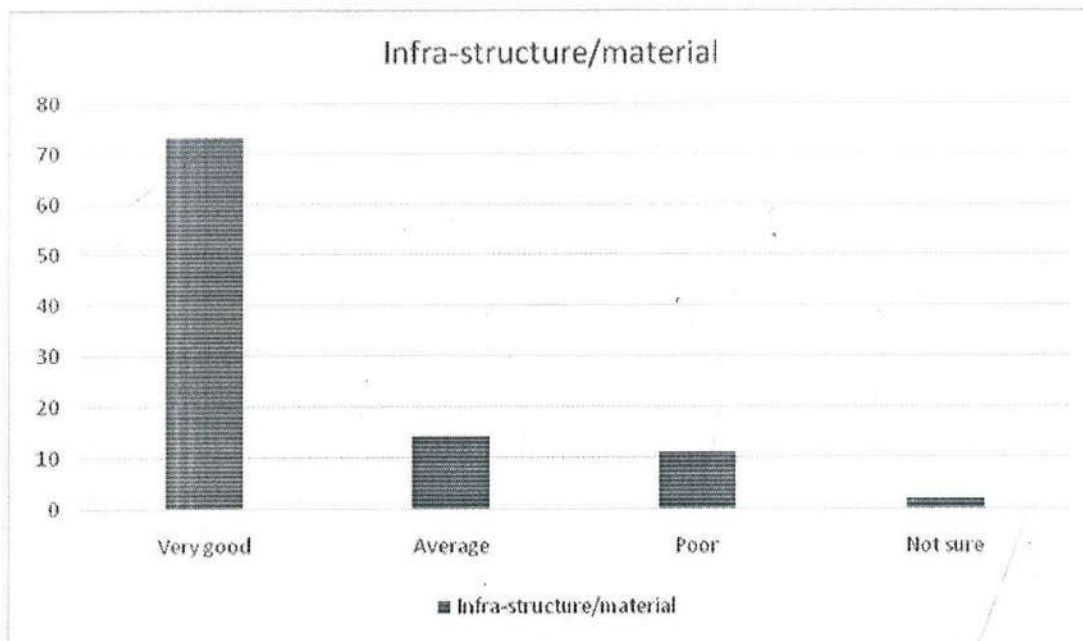
4. How do you rate the more illustrative PPTs (less written matter and more pictures) of teaching methodology over the conventional elaborative PPTs (extensive written matter)?




 Dr. Sachit Arand Arora
 Principal
 I.T.S. Dental College,
 Hospital & Research Centre
 47, Knowledge Park III, Gr. Noida

The chart shows that approx. 52% of faculty members rated the use of more illustrative PPTs (with less written matter and more pictures) of teaching methodology doesn't make any difference than the conventional elaborative PPTs (extensive written matter), although as per 36% of the faculty members, more illustrative PPTs are excellent. For 12 % of faculty members, the conventional PPTs were better.

5. How do you grade your institute's infra-structure, departments, availability and accessibility of material, common-rooms, library, canteen etc?



The bar diagram shows that the percentage of students with their response on the rating of institute's infra-structure, departments, availability and accessibility of material, common-rooms, library, canteen etc. As per 73% of faculty members the rating was "Very Good", whereas for 14% rated them as average. For about 11% faculty-members, the rating was poor and around 02% of faculty members were "Not sure".


Dr. Sachit Anand Arora
Principal
I.T.S. Dental College,
Hospital & Research Centre
47, Knowledge Park-III, Gr. Noida

I.T.S Dental College, Hospital and Research Centre

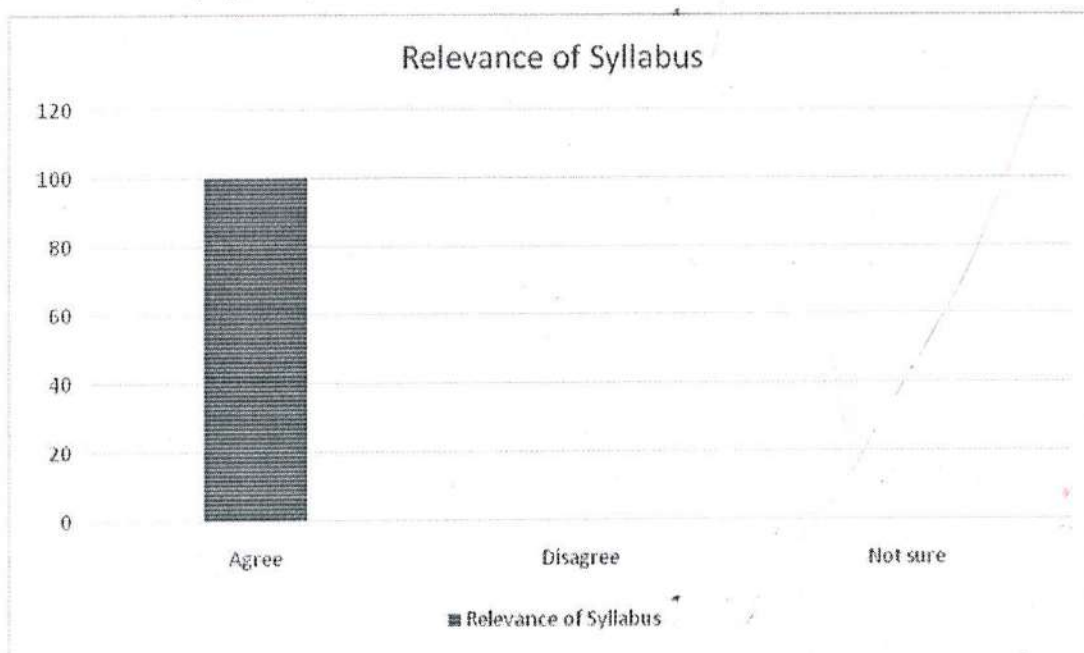
47, Knowledge Park-III, Greater Noida

REPORT ON FEEDBACK RECEIVED FROM THE EMPLOYERS

A questionnaire was prepared to make a survey from the employer's of the ITS Dental College to take an opinion regarding the syllabus/curriculum and to understand the perspective of an employer while employing. The survey was prepared by the Principal and the employer's were requested to fill the same (2018-2019).

The questionnaire consisted of 05 questions and each question consisted of three options (agree, disagree and not-sure) and the employers were asked to select any one option from these three options. In the given survey, the college collected the feedback from 05 employers. The questionnaire along with its evaluation is given below:

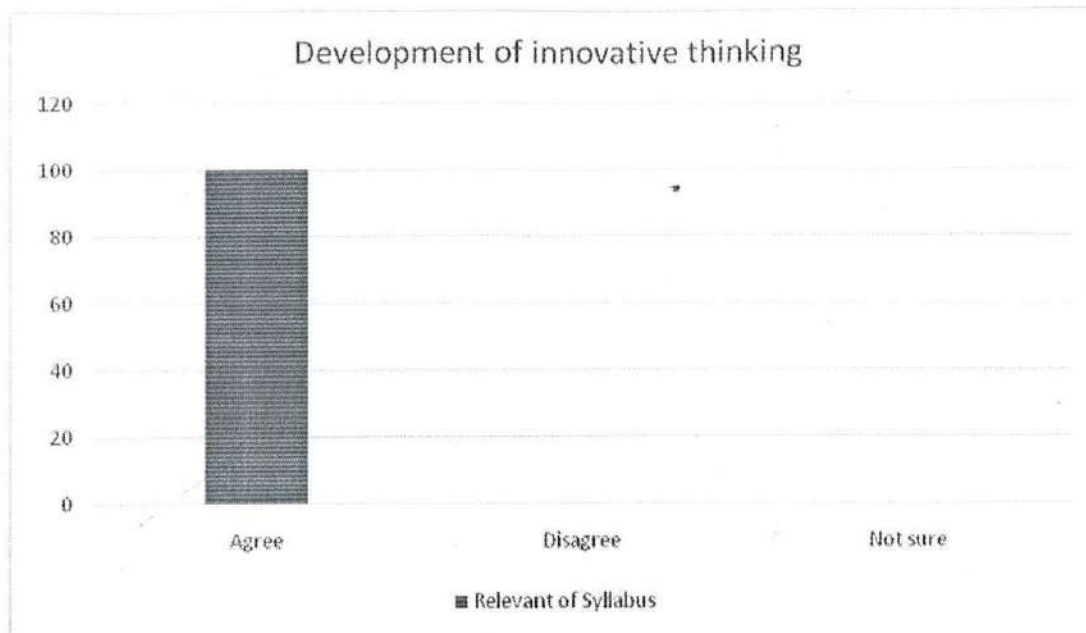
1. Do you think that the Syllabus/ Curriculum which is being taught in your institute is relevant for employability



The bar diagram shows that the percentage of employers with their response on the rating of Syllabus/ Curriculum which is being taught in the institute as relevant for employability. All the employers agreed 100% to the relevance of syllabus.

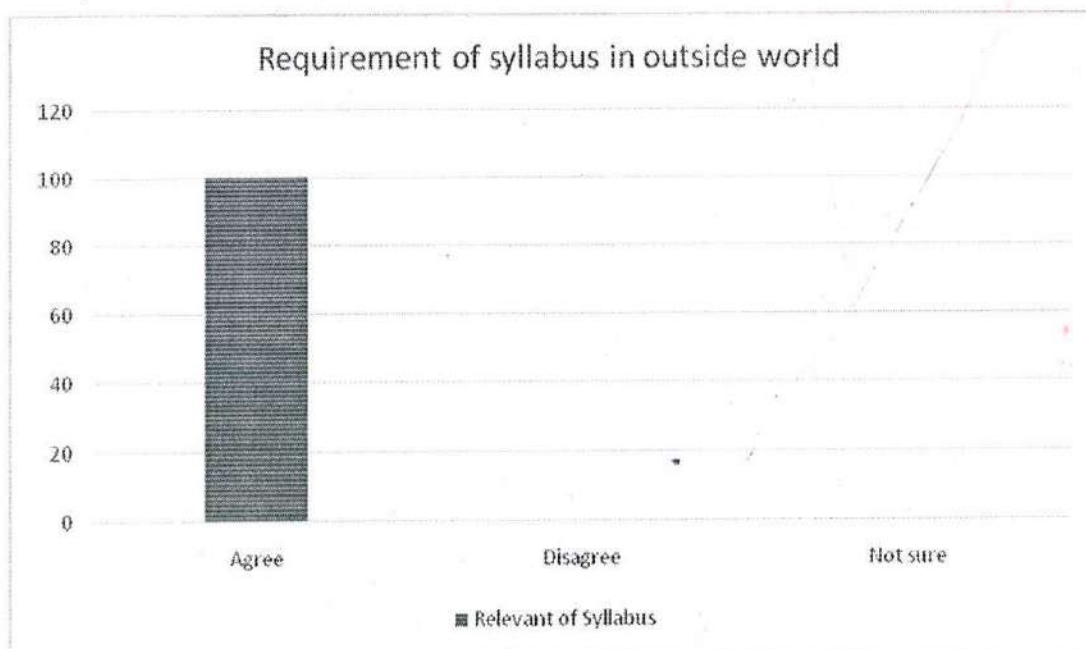
2. Do you think that the Syllabus/Curriculum effective in developing innovative thinking


Dr. Sachit Anand Arora
Principal
I.T.S. Dental College,
Hospital & Research Centre
47, Knowledge Park-III, Gr. Noida



The bar diagram shows that the percentage of employers with their response on the rating of Syllabus/Curriculum being effective in developing innovative thinking. All the employers agreed 100% to the relevance of syllabus.

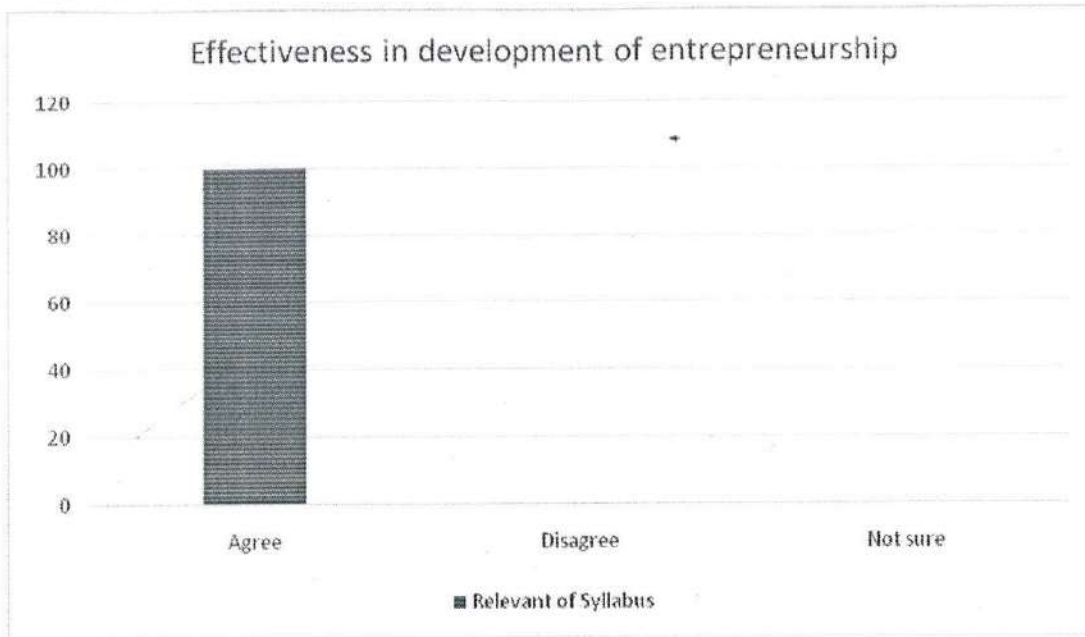
3. Do you think that the Syllabus/ Curriculum is need based in the outside world



The bar diagram shows that the percentage of employers with their response on the rating of requirement of Syllabus/ Curriculum in the outside world. All the employers agreed 100% to the relevance of syllabus.

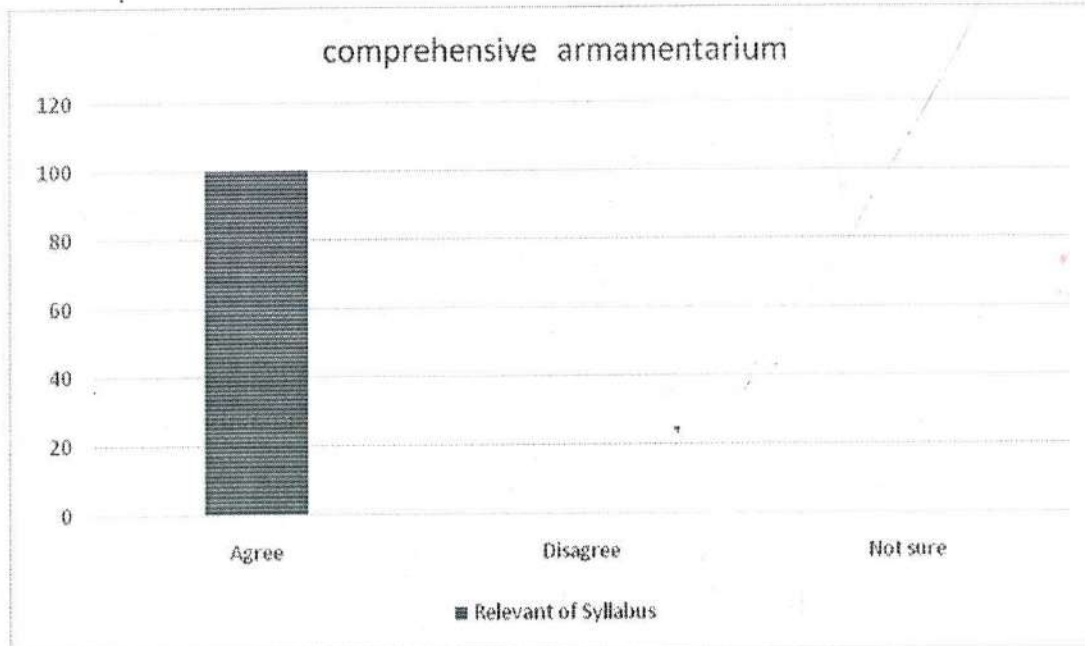

 Dr. Sachit Anand Arora
 Principal
 I.T.S. Dental College,
 Hospital & Research Centre
 47, Knowledge Park-III, Gr. Noida

4. Do you think that this Syllabus/ Curriculum will be effective in the development of entrepreneurship



The bar diagram shows that the percentage of employers with their response on the rating of Syllabus/ Curriculum being effective in the development of entrepreneurship. All the employers agreed 100% to the relevance of syllabus.

5. Do you think that the armamentarium/materials are comprehensive and gold standard?



The bar diagram shows that the percentage of employers with their response on the rating of armamentarium/materials being comprehensive and gold standard. All the employers agreed 100% to the relevance of syllabus.

Dr. Sachit Anand Arora
Principal
I.T.S. Dental College
Hospital & Research Centre
47, Knowledge Park-III, Gr. Noida

I.T.S Dental College, Hospital and Research Centre

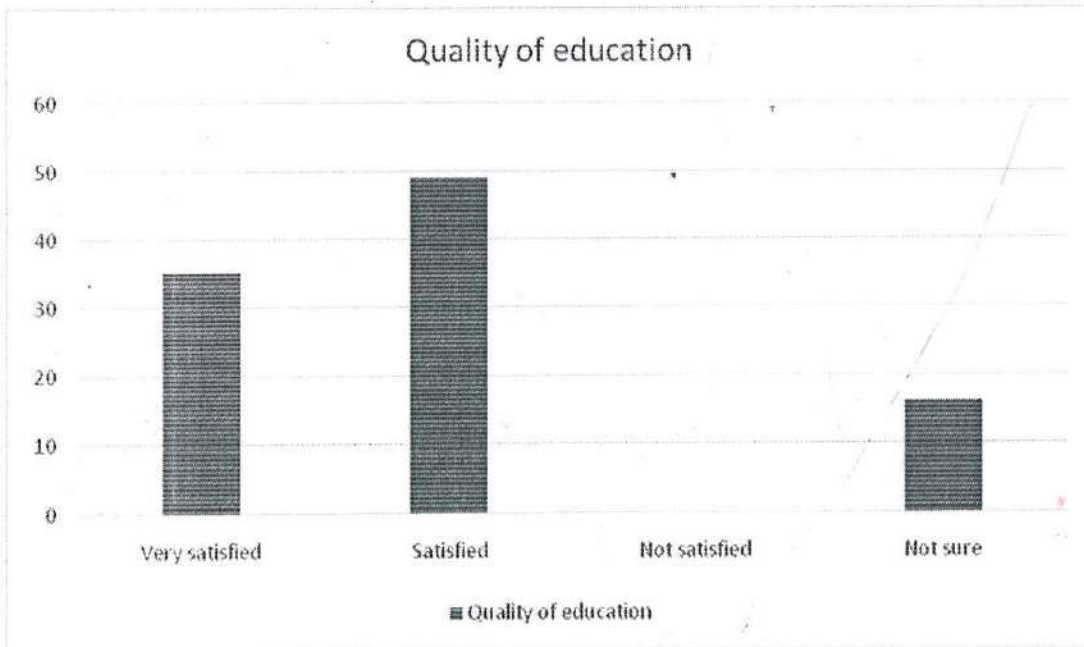
47, Knowledge Park-III, Greater Noida

REPORT ON FEEDBACK RECEIVED FROM ALUMNI

A questionnaire was prepared to make a survey from the alumni/students on the teaching learning process practised in the college and its applicability in the outside world. The Principal prepared the same and was filled by 103 Alumni(alumni/students) of the college (2018-2019).

The questionnaire consisted of 06 questions which were based primarily on Teaching Learning Process and academic satisfaction of the alumni/students. In the given survey, the college collected the feedback from around 103 Alumni (Alumni/students) of our college. The elaborative questionnaire along with its evaluation is given below:

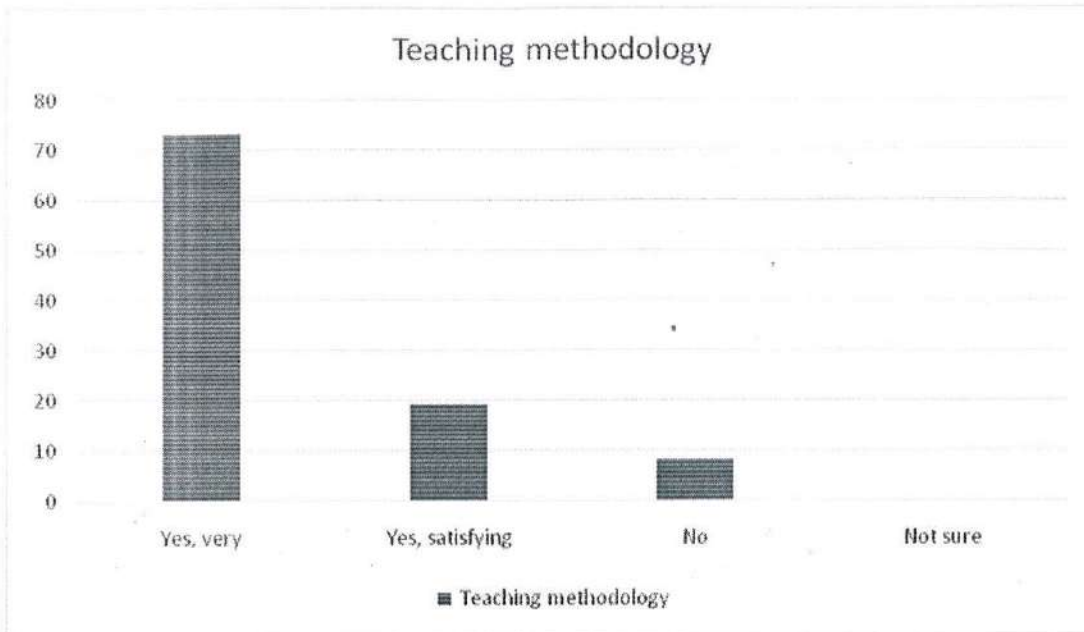
1. How satisfied are you with the quality of education you were imparted in your institute?



The given chart shows the percentage of respondents. 49% of the alumni/alumni/students rated that they are "Satisfied" with their institute, approx 35% of them were "Very Satisfied" with their institute. Remaining 16% alumni/students were not very sure.

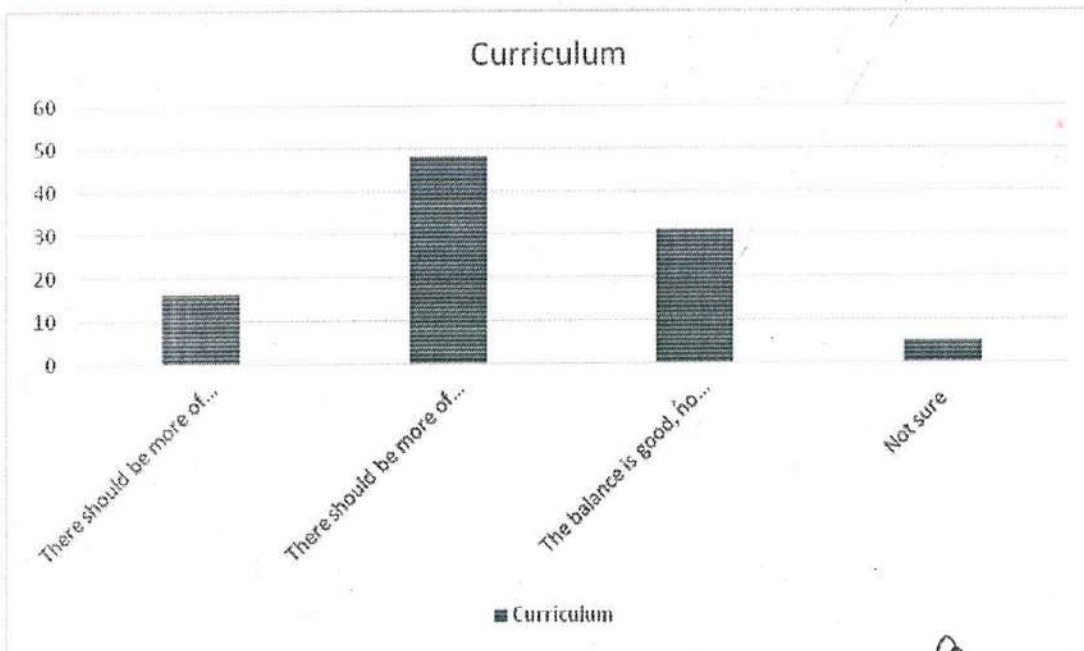
2. Do you think that more emphasis on practical/interaction/usage of multiple teaching aids-based learning is encouraging over the conventional black-board methodologies?



Dr. Sachit Arind Arora
Principal
I.T.S. Dental College,
Hospital & Research Centre
47, Knowledge Park-III, Gr. Noida



The bar diagram shows that the percentage of alumni with their response on the rating of emphasis on practical/interaction/usage of multiple teaching aids-based learning is encouraging over the conventional black-board methodologies. As per 73% of alumni/students the rating was "Yes, all these methodologies are very satisfying over conventional black-board teaching", similarly 19% also rated this as satisfying. For about 8% alumni/students, conventional black board is better.

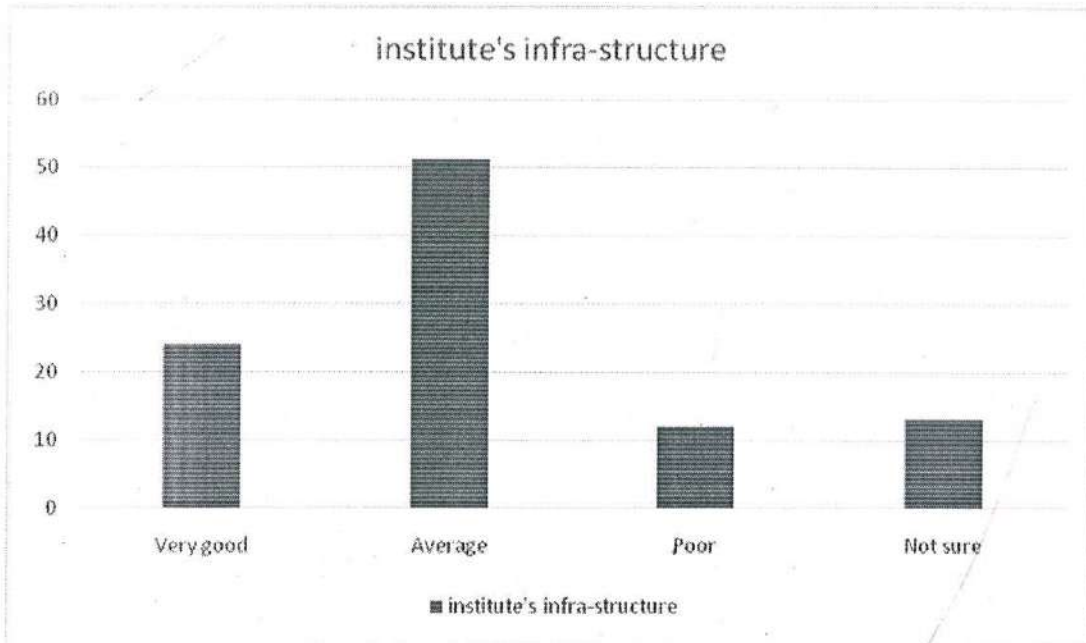
3. Do you think the number of hours of exposure was balanced with didactic lectures and pedagogy?




 Dr. Sachit Anand Arora
 Principal
 I.T.S. Dental College,
 Hospital & Research Centre
 47, Kirti Vihar, Gr. Noida

The bar diagram shows that the percentage of alumni/students with their response on the rating of the balance between the number of hours of exposure and the didactic lectures and pedagogy. As per 31% of alumni/students the rating was good, i.e., the balance between the practical and theory, whereas as per 48%, more exposure is needed. For about 16% alumni/students, more theory should be conducted and 5% alumni/students were "Not sure" what would be right.

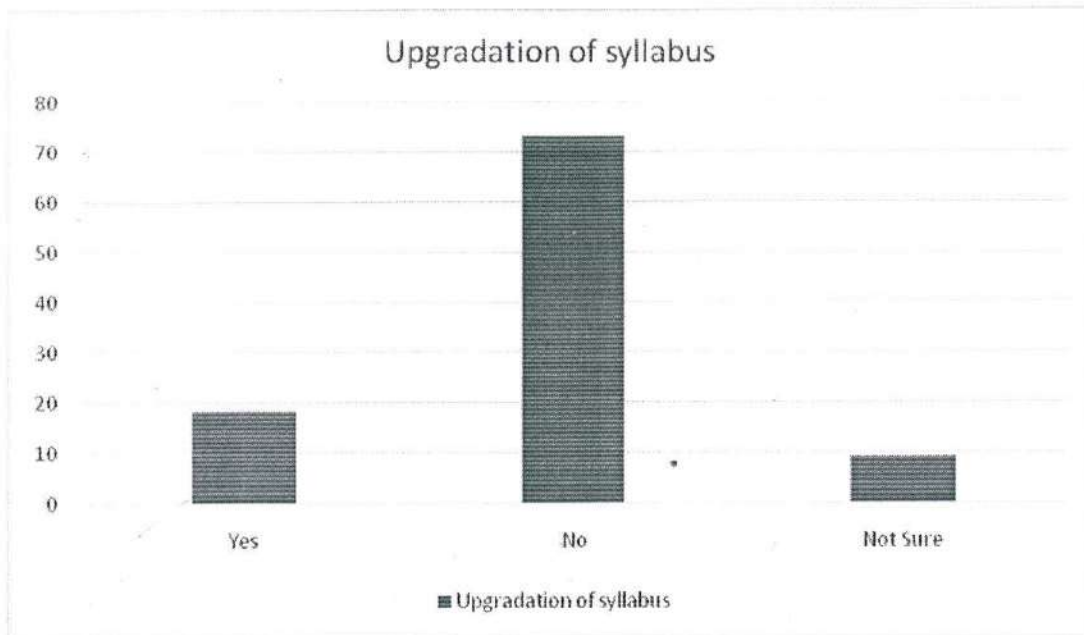
4. How do you grade your institute's infra-structure, departments, availability and accessibility of material, common-rooms, library, canteen etc?



The bar diagram shows that the percentage of alumni/students with their response on the rating of institute's infra-structure, departments, availability and accessibility of material, library, canteen, common-rooms etc. As per 51% of alumni/students the rating was average, whereas for 24% rated them as very good. For about 12% alumni/students, the rating was poor and around 15% of alumni/students were not sure.

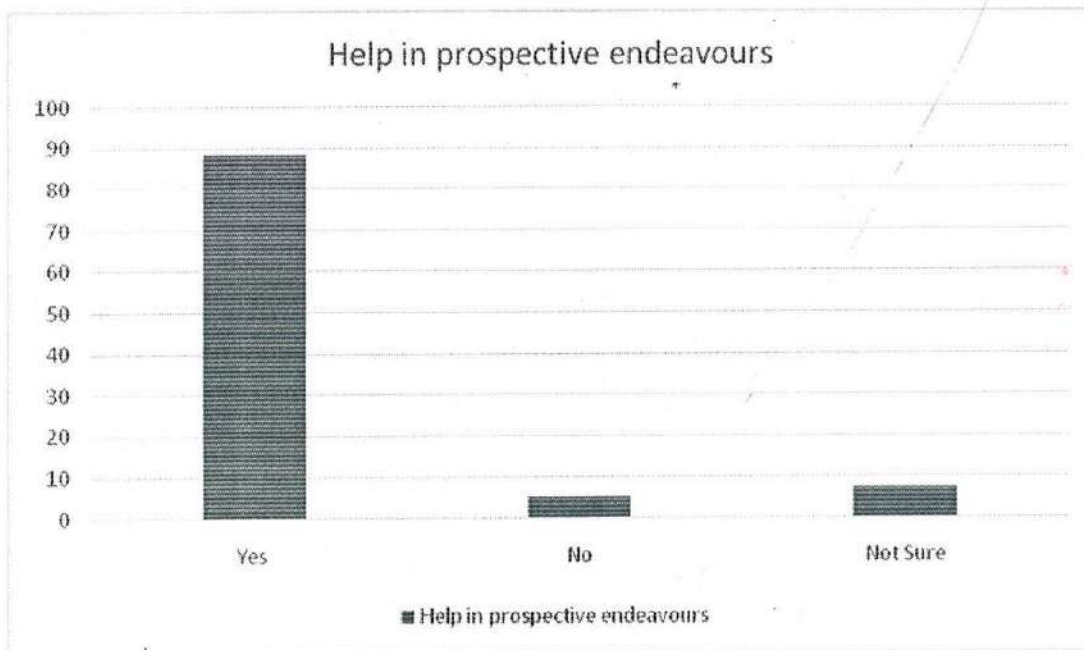
5. Do you think that the Syllabus/Curriculum requires an up gradation?

Dr. Sachit Anand Arora
Principal
I.T.S. Dental College,
Hospital & Research Centre
47, Knowledge Park-III, Gr. Noida



The bar diagram shows that the percentage of alumni/students with their response on the requirement of up gradation of the syllabus/curriculum. As per 73% of alumni/students an upgradation is not needed, whereas for 18% it is needed. Remaining 9% alumni/students, were not sure.

6. Do you think that the Syllabus/Curriculum is helping you in your prospective endeavours?



The bar diagram shows that the percentage of alumni/students with their response of the curriculum's help in achieving their prospective endeavours. As per 88% of alumni/students

Dr. Sachit Anand Arora
Principal
I.T.S. Dental College,
Hospital & Research Centre
47, Knowledge Park-III, Gr. Noida

the rating was "Yes, the syllabus is helping them in their prospective endeavours" whereas 5% said, it didn't help. Remaining 7% of alumni/students were not sure.



Dr. Sachit Anand Arora
Principal
I.T.S. Dental College,
Hospital & Research Centre
47, Knowledge Park-III, Gr. Noida

I.T.S Dental College, Hospital and Research Centre

47, Knowledge Park-III, Greater Noida

TEACHING LEARNING PROCESS

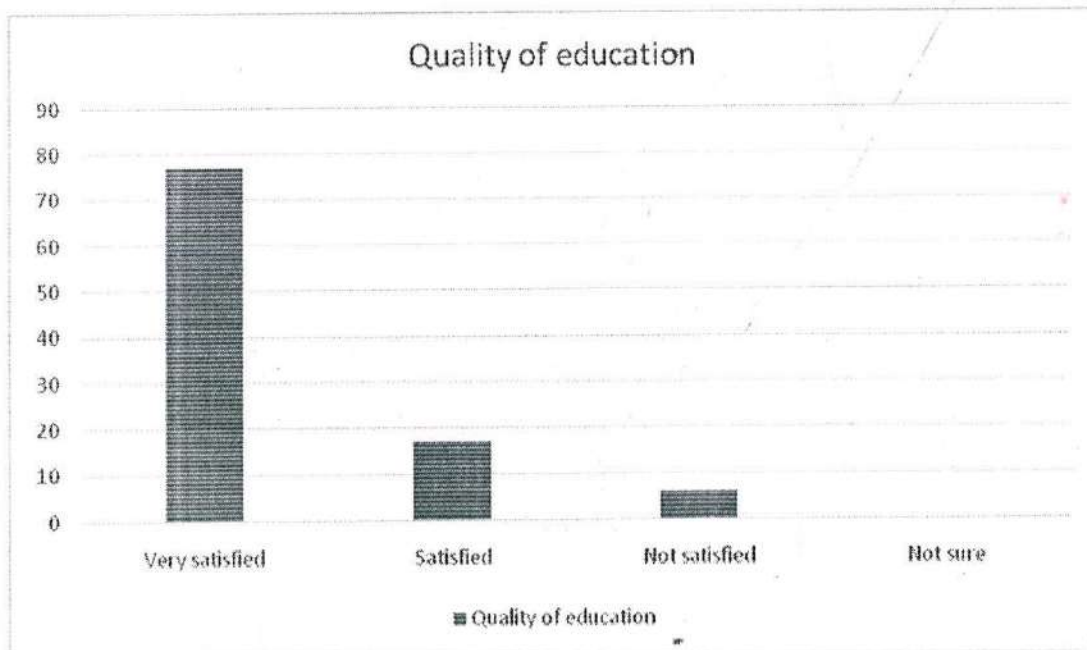
Report on Feedback Received from Students


A questionnaire was prepared to make a survey from the students on the teaching learning process practised in the college and evaluate the same for any corrective or preventive measures. The Principal prepared the same and was filled by the students of the college in the year 2018-2019.

The questionnaire consisted of 06 questions which were based primarily on Teaching Learning Process and academic satisfaction of the students. The Student Feedback Approach is basically about institutional practices, processes and frameworks that take into account students concerns of the quality of the education they receive.

The response of this feedback-form consisted of four options and the students were asked to select any one option from this four. In the given survey, the college collected the feedback from around 500 Under-Graduate and Post-Graduate Students. The elaborative questionnaire along with its evaluation is given below:

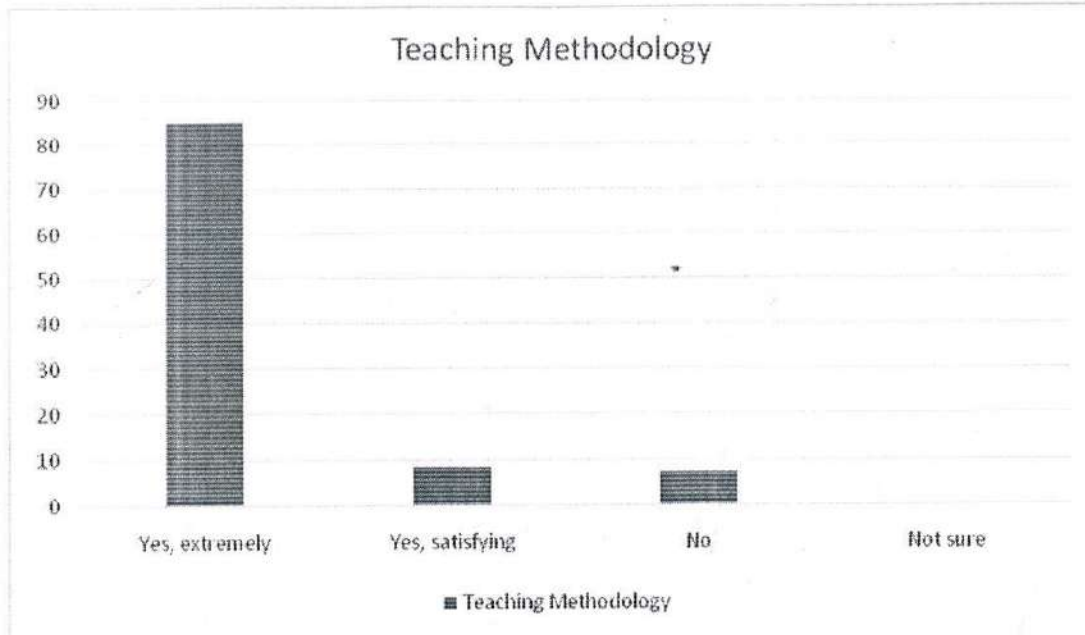
1. How satisfied are you with the quality of education in your institute?




Dr. Sachit Anand Arora
Principal
I.T.S. Dental College,
Hospital & Research Centre
47, Knowledge Park-III, Gr. Noida

The given chart shows the percentage of respondents. 77% of students rated that they are very satisfied with their institute, approx 17% of them were only Satisfied with their institute. Remaining 6% students were not-satisfied.

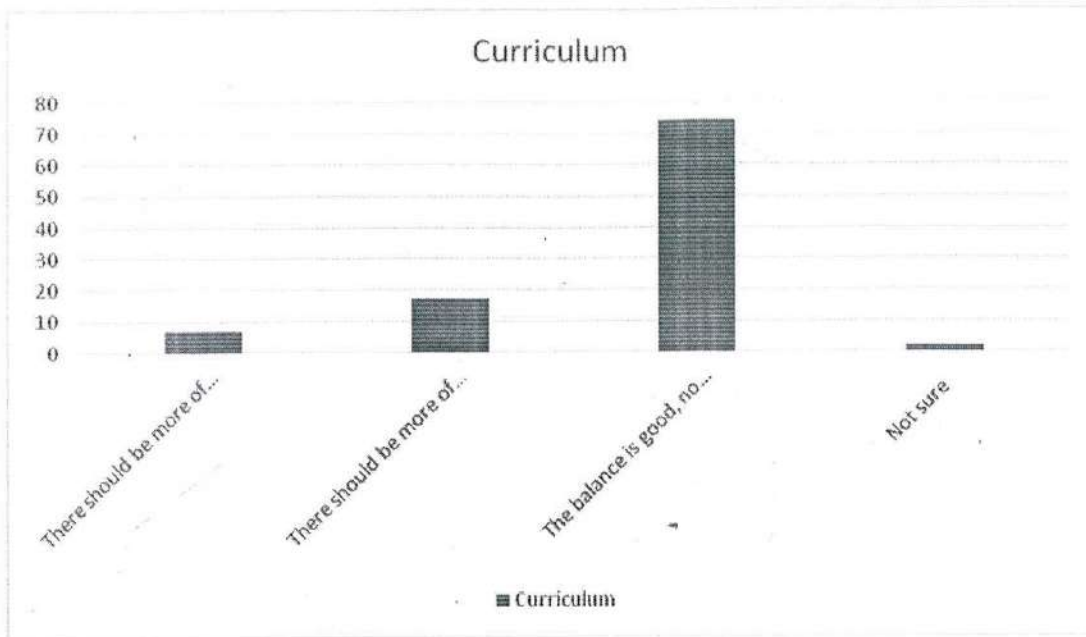
2. Do you think that more emphasis on practical/interaction/usage of multiple teaching aids-based learning is advantageous?



The bar diagram shows that the percentage of students with their response on the rating of emphasis on practical/interaction/usage of multiple teaching aids-based learning is encouraging over the conventional methodologies. As per 85% of students the rating was "Yes, all these methodologies are extremely good over conventional teaching", similarly 8% also rated this as satisfying. For about 7% students, multiple teaching aids aren't any better.

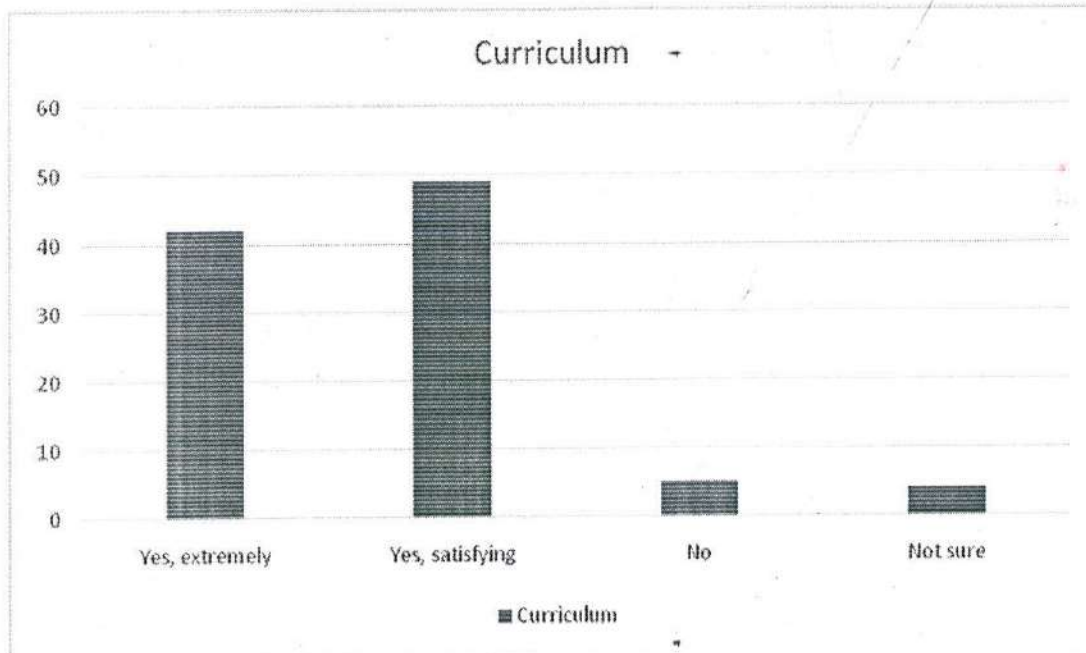
3. Do you think the number of hours of exposure was balanced with didactic lectures and pedagogy?


Dr. Sachit Arand Arora
Principal
I.T.S. Dental College,
Hospital & Research Centre
47, Knowledge Park-III, Gr. Noida



The bar diagram shows that the percentage of students with their response on the rating of the balance between the number of hours of exposure and the didactic lectures and pedagogy. As per 74% of students the rating was good, i.e., the balance between the practical and theory, whereas as per 17%, more exposure is needed. For about 7% students, more theory should be conducted and 2% students were "Not sure" what would be right.

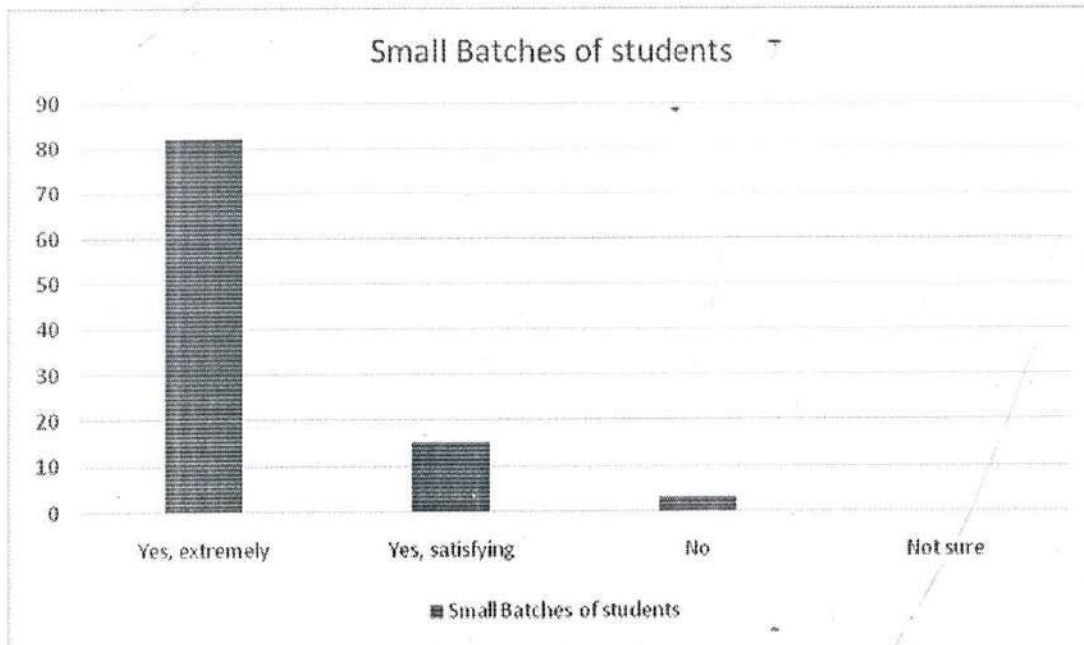
4. Do you think that the academic-restructuring(interactive teaching) is more beneficial over the conventional teaching?



Dr. Sachit Anand Arora
Principal
I.T.S. Dental College,
Hospital & Research Centre
47, Knowledge Park-III, Gr. Noida

The bar diagram shows that the percentage of students with their response on the rating of the interactive teaching (academic -restructuring) which the institute has started to follow over the conventional teaching methodologies. As per 49% of students the rating was satisfying, but for 42% of students the rating was "Extremely satisfying". For about 5% students, conventional teaching was better and 4% students were "Not sure".

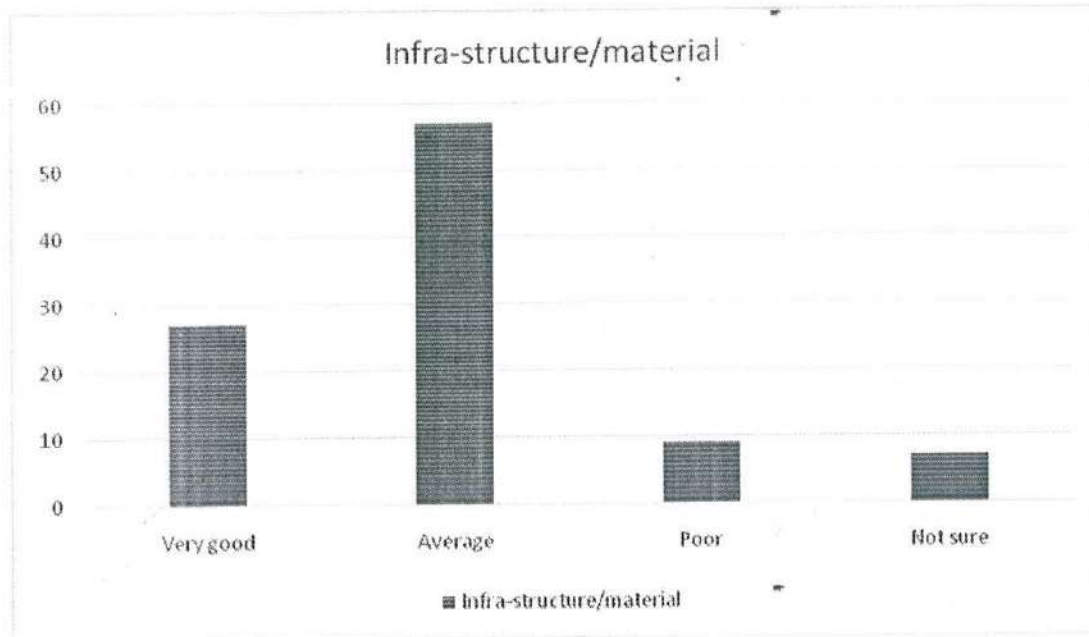
5. Do you think splitting the batches to smaller numbers is beneficial for learning?



The bar diagram shows that the percentage of students with their response on the rating of splitting the batches to smaller numbers of students. As per 82% of students the rating was "Yes, it is extremely beneficial to have small batches over big batches", similarly 15% also rated this as satisfying. For about 3% students, big batches were better.

6. How do you grade your institute's departments, availability and accessibility of material, library etc?

Sachit Anand Arora
 Dr. Sachit Anand Arora
 Principal
 I.T.S. Dental College,
 Hospital & Research Centre
 47, Knowledge Park-III, Gr. Noida



The bar diagram shows that the percentage of students with their response on the rating of institute's departments, availability and accessibility of material, library etc. As per 57% of students the rating was average, whereas 27% rated them as very good. For about 9% students, the rating was poor and around 7% students were not sure.


Dr. Sachit Arora
Principal
I.T.S. Dental College,
Hospital & Research Centre
47, Knowledge Park-III, Gr. Noida